

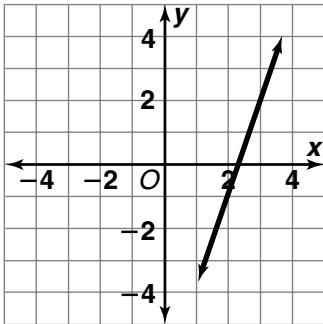
Skill: Finding Slope

Investigation 4

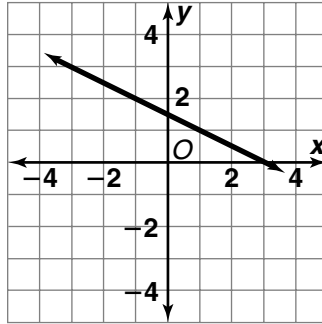
Moving Straight Ahead

Find the slope of each line.

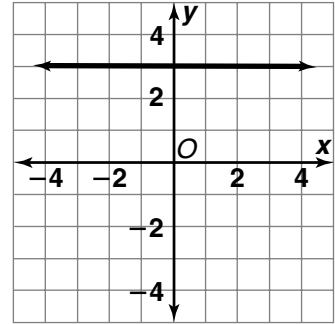
1.



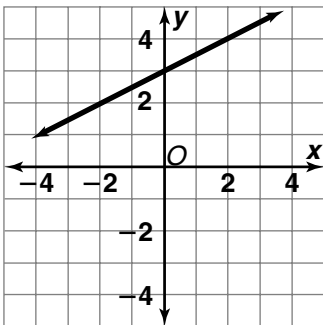
2.



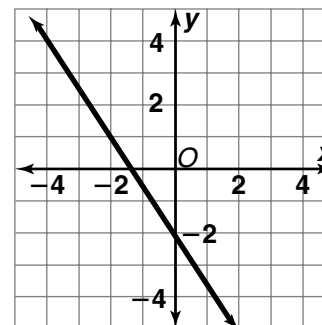
3.



4.



5.



Skill: Finding Slope *(continued)*

Investigation 4

Moving Straight Ahead

For Exercises 6–7, the points from each table lie on a line. Use the table to find the slope of each line. Then graph the line.

6.

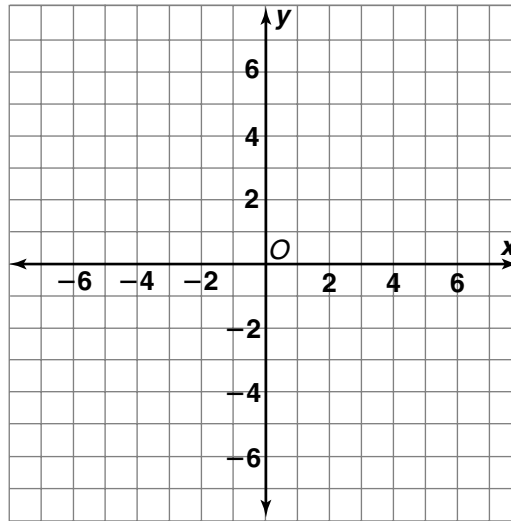
x	0	1	2	3	4
y	-3	-1	1	3	5

slope =

7.

x	0	1	2	3	4
y	5	3	1	-1	-3

slope =



Find the slope of the line that passes through each pair of points.

8. $A(1, 1), B(6, 3)$

9. $J(-4, 6), K(-4, 2)$

10. $P(3, -7), Q(-1, -7)$

11. $M(7, 2), N(-1, 3)$