



2012 rocky river high school boys soccer statistics & record book



table of contents

2012 varsity roster and awards & quick facts	pg. 3
2012 varsity & junior varsity results and statistics	pg. 4
coach zerbey's varsity game briefs	pg. 5
important lists - honeyman/corsetti award winners, captains	pg. 6
Important lists - 50 games played club	pg. 7
important lists - academic & team award winners	pg. 8
year-by-year season records, assistant coach list	pg. 9
team records	pg. 10
the last time...	pg. 11
distinguished all-area pirates	pg. 12
west shore conference award winners & statistics	pg. 13
southwestern conference award winners & statistics	pg. 14
more swc stats, 2012 alumni game recap, all-time records vs. opponents	pg. 15
season statistical leaders	pg. 16
goalscoring statistics	pg. 17
assist statistics, the rockport cup history	pg. 18
goalkeeping statistics	pg. 19
goalkeeping statistics, father & son list	pg. 20
all-time playoff results statistics	pg. 21
more playoff statistics & our link to the pros	pg. 22
pirates in college	pg. 23
tribute to mr. honeyman	pg. 24
honeyman-gillespie fields dedication & tribute to mr. hanson	pg. 25
the history of rrso soccer	pgs. 26-27
rrso list of presidents and appreciation award winners	pg. 28
rrso list of scholarship award winners	pg. 29



I'd like to thank Mr. Klodnick for taking all of the varsity photos you see in this book (the photos of the JV boys I took when we were down in Akron). The historical photos come from a variety of sources, from internet to various parents during those years, and I appreciate them letting me use their work (whether they know it or not). The photos certainly make the book look nicer and fill up some spaces that would otherwise be occupied by clip art or other stats crammed into boxes. Also, thanks to Gary Lanzen, our announcer and the RRSO Board Secretary, for putting together the text for the history of the organization that you can find as a new addition at the end of this book.

2012 varsity roster & awards

#	Player	Year	Positions	Honors/Awards
1	Dominic Liva	Jr	GK	2 nd letter
2	Liam Duncan	Fr	CM/SW/ST/F	1 st letter
4	Bradley Silvis	Sr	OB/OM	2 nd letter
5	Scott Vining	Sr	F	1 st letter
6	Trent Newby	Jr	CM/F/OM/SW/ST	2 nd letter Honorable Mention All-West Shore Conference Honorable Mention All-Greater Cleveland
7	Bradley Pease	Jr	OB	1 st letter
8	Alan Arancibia	So	OB	varsity certificate
9	Tristan Smith	Sr	OB/SW/ST	2 nd letter John Honeyman Award Team Scholar Athlete Award 2 nd Team All-West Shore Conference 1 st Team All-Greater Cleveland
10	Sutton Klodnick	So	CM/F	2 nd letter 1 st Team All-West Shore Conference 2 nd Team All-Greater Cleveland
11	Gordon Taylor	Jr	OM/OB	1 st letter
12	Jacob Wischmeier	Fr	F/OM	1 st letter
13	Noah Lorincz-Comi	Jr	OM/OB/ST/CM/F	2 nd letter
14	Chase Newby	So	CM/F/OM	1 st letter
15	Mason Wilhelmy	Sr	F/OM	1 st letter
16	Anthony Mod	So	F	varsity certificate
17	Ryan Dahler	Sr	OB/OM	2 nd letter
19	Tyler Stohr	Sr	OB/OM/F	1 st letter
20	Brett Scherzer	So	F/CM/OM	1 st letter
22	Spencer Klodnick	Jr	OM/GK/F	2 nd letter Honorable Mention All-West Shore Conference Honorable Mention All-Greater Cleveland
23	Hawken Sawyer	Jr	M	varsity certificate
24	Nathaniel O'Halla	So	OM/F/CM	2 nd letter
30	Mark Hoelzer	Fr	GK	varsity certificate



POSITION KEY
 f - forward
 ob - outside back
 cb - center back
 st - stopper
 sw - sweeper
 om - outside mid
 cm - center mid
 m - midfielder
 dm - defensive mid
 gk - goalkeeper



RRHS BOYS SOCCER 2012 QUICK FACTS

First Year: 1968
All-Time Record: 445-260-102
Head Coach: Kevin Zerbey (8th year, 76-61-15)
Assistant Coaches: Andy DeCrane (9th year), Mike Moore (4th year), Ryan MacRaild (1st year)
2012 Record: 8-9-1
Conference Record/Finish: 3-4-0 / 4th
Team Captains: Trent Newby, Tristan Smith
Team Honors: District Semifinalist; Sectional Champion; NSCAA Team Academic Award

School Board: Jon Fancher, Kathy Goepfert, Jay Milano, Jean Rounds, Scott Swartz
Superintendent: Dr. Mick Shoaf
Principal: Debbie Bernard
Associate Principal: Alan Wilhelms
Director of Athletics: Mark Wagner
Coordinator of Student Activities: Jeff Sinnema
Athletics Secretary: Cindi Williams
Athletics Trainer: Abby Spiro
Announcers: Gary & Betsy Lanzen

2012 season results & stats

2012 BOYS VARSITY RESULTS

Day/Date	Opponent	Score	Goalscorers
ADIDAS NATIONAL SHOWCASE - STRONGSVILLE, OH			
F 27.7	v SP United	L 0-2	
	v Clear Fork	L 0-3	
Sa 28.7	v Mansfield Senior	W 3-1	Scherzer, Klodnick, Sp., Klodnick, Su.
	v EKFC	D 0-0	
	v Wellington	D 1-1	Klodnick, Sp.
PRESEASON SCRIMMAGES			
Sa 4.8	ALUMNI GAME	EVENS 4-1 ODDS	
W 8.8	AVON LAKE	D 0-0	
	AURORA	W 1-0	Klodnick, Sp.
M 13.8	@ Geneva	L 0-1	
	v Shaker Heights	L 0-1	
Th 18.8	AMHERST	D 1-1	Mod
REGULAR SEASON			
Sa 18.8	FAIRVIEW	W 2-1	Klodnick, Su., O'Halla
T 22.8	@ Chagrin Falls	D 2-2	Klodnick, Su. 2
Sa 25.8	LUTHERAN WEST	W 3-0	Wischmeier 2, Klodnick, Sp.
W 29.8	VERMILION•	W 3-0	Klodnick, Sp., Lorincz-Comi, Scherzer
W 5.9	@ Midview•	W 1-0	Wischmeier
Sa 8.9	@ Beachwood	L 0-2	
M 10.9	WESTLAKE	L 0-2	
W 12.9	AVON•	L 1-2	Klodnick, Sp.
M 17.9	@ NDCL	L 1-6	Klodnick, Su.
W 19.9	@ North Ridgeville•	W 2-1	Wischmeier, Newby, C.
W 26.9	ELYRIA CATHOLIC•	L 0-2	
Sa 29.9	@ SVSM	L 0-1	
W 3.10	@ Lakewood•	L 2-3	Klodnick, Sp. 2
Sa 6.10	BENEDICTINE	W 3-2	Klodnick, Sp., Newby, T., Klodnick, Su.
M 8.10	BUCKEYE	W 4-2	Newby, T. 2, Scherzer, Wischmeier
W 10.10	@ Bay•	L 0-2	
PLAYOFFS			
Sa 20.10	FIRELANDS	W 4-3	Duncan, Wischmeier, Smith, Newby, T.
W 24.10	@ Bay	L 0-4	

2012 STATISTICS

#	Player	GP-GS	SHOTS	GOALS	ASSISTS	POINTS
10	Sutton Klodnick	18-18	56	6	7	19
12	Jacob Wischmeier	18-14	32	6	2	14
22	Spencer Klodnick	16-13	26	5	3	13
6	Trent Newby	16-16	29	4	2	10
20	Brett Scherzer	18-9	10	2	3	7
2	Liam Duncan	18-18	19	1	4	6
9	Tristan Smith	18-18	17	1	2	4
24	Nathaniel O'Halla	17-17	10	1	2	4
13	Noah Lorincz-Comi	18-14	22	1	1	3
14	Chase Newby	17-6	6	1	1	3
7	Bradley Pease	17-12	4	1	1	1
17	Ryan Dahler	17-8	8		1	1
11	Gordon Taylor	12-3	1		1	1
4	Bradley Silvis	18-15	5			
19	Tyler Stohr	15-0	4			
15	Mason Wilhelmy	7-0				
5	Scott Vining	6-0				
8	Alan Arancibia	1-0				
16	Anthony Mod	1-0				
23	Hawken Sawyer	1-0				
TOTALS		18	252	28	27	83
OPPONENTS		18	162	35	24	94

#	GOALIES	GP-GS	GOALS	AVG.	SAVES	SV. %	SQ
1	Dominic Liva	17-17	34	2.00	65	.66	3
0	Spencer Klodnick	1-1	1	1.00	4	.80	0
30	Mark Hoelzer	1-0	0	0.00	2	1.000	0
TOTALS		18	35	1.94	71	.67	3
OPPONENTS		18	28	1.56	78	.74	5

	CARDS	FOULS	OFFSIDES	CORNERS
US	14 y, 1 r	156	24	65
THEM	5y	149	23	64

	FIRST HALF	SECOND HALF	OT	TOTAL
US	11	17	0	28
THEM	14	21	0	35



2012 JUNIOR VARSITY ROSTER & AWARD WINNERS

PLAYER	YEAR	POSITIONS	AWARDS
Trevor Connelly	Fr	OB	1 st Year JV Award
Chris Gannon	Fr	F	1 st Year JV Award
Matt Goepfert	Fr	SW/F/M	1 st Year JV Award
Mark Hoelzer	Fr	GK/OM	1 st Year JV Award
Kyle Leonard	Fr	OM/F	1 st Year JV Award
Kyle Moore	Fr	M	1 st Year JV Award
Weston Newton	Fr	F	1 st Year JV Award
Aidan O'Donnell	Fr	M	1 st Year JV Award
Juan Rios	Fr	F	1 st Year JV Award
Colin Trudell	Fr	SW/M	1 st Year JV Award
Brendan Kelly	Jr	OM	1 st Year JV Award
Alan Arancibia	So	CB/OB	2 nd Year JV Award
Anthony Mod	So	F/OM/OB	OFFENSIVE MVP 2 nd Year JV Award
Justin Monte	So	F/OM	2 nd Year JV Award
Christian Perez	So	F/OM/OB	2 nd Year JV Award
Travis Stohr	So	OB/OM	2 nd Year JV Award
Hawken Sawyer	Jr	F/OM	DEFENSIVE MVP 2 nd Year JV Award
Brian Yuhasz	Jr	F/M	2 nd Year JV Award
Joe Suchecki	Jr	F/OB/OM	3 rd Year JV Award

2012 JUNIOR VARSITY RESULTS

DAY/DATE	OPPONENT	SCORE	SCORERS
Sa-18 Aug	FAIRVIEW	D 0-0	
T-22 Aug	@ Chagrin Falls	L 0-3	
Sa-25 Aug	LUTHERAN WEST	W 7-0	Mod 2, Stohr 2, Monte, Goepfert, Arancibia
W-29 Aug	VERMILION	W 3-0	Goepfert, Perez, Stohr
Sa-8 Sept	@ Beachwood	L 0-1	
M-10 Sept	WESTLAKE	L 1-2	Leonard
W-12 Sept	AVON	W 2-0	Mod, own goal
M-17 Sept	@ NDCL	W 4-0	Mod, Sawyer, Stohr, Monte
W-19 Sept	@ North Ridgeville	L 0-2	
Sa-29 Sept	@ SVSM	L 0-2	
W-3 Oct	@ Lakewood	L 0-2	
Sa-6 Oct	BENEDICTINE	W 5-0	Goepfert, Trudell, Stohr, Perez, Mod
M-8 Oct	BUCKEYE	W 6-0	Suchecki 2, Stohr, Mod, Perez, Monte
W-10 Oct	@ Bay	L 0-5	
Sa-13 Oct	@ Bay	L 0-4	

6 wins, 8 losses, 1 draws

28 goals for = 1.87 gpg 21 goals against = 1.40 gpg

GOALSCORERS: Mod & Stohr 6, Goepfert & Perez & Monte 3, Suchecki 2, Arancibia & Trudell & Sawyer & Leonard & own goal 1

coach zerbey's varsity game briefs

W 2-1 v FAIRVIEW — We started off the season on the right foot, by retaining the Rockport Cup with a 2-1 defeat of the Fairview Warriors. Sutton Klodnick scored first off a bangú from his brother, then the visitors tied it eight minutes before halftime and Nathaniel won it with a half-volley rip to the far post in the 69th minute.

D 2-2 @ Chagrin Falls — Same score as last year, different game from last year. The Tigers ran all over us in the first half and put in two goals that we sort of gave them. After halftime, it was a bit more even, but two free kick goals from Sutton earned us a share of the points. Dominic Liva made a season-high 10 saves - five in each half - to keep the game close.

W 3-0 v LUTHERAN WEST — I'm not going to say this was an easy win, but we certainly didn't have to fight for it like we would have to later in the season against Buckeye or Benedictine. Jacob Wischmeier ran onto a through ball to poke home our first in the 24th minute and he beat their goalie on a 1v1 in the 62nd minute. Spencer got the third goal two minutes from time on an assist from Nathaniel O'Halla.

W 3-0 v VERMILION — Everybody played in this, our second straight 3-0 win. Sutton finished off a header flick from Ryan Dahler off a Liam Duncan corner for the first. Duncan got another assist on a corner that Noah headed in for the second and Brett Scherzer hammered home a volleyed rebound from about 20 yards out for the final goal.

W 1-0 @ Midview — This one was frustrating both to watch and to play. Midview bunkered in and allowed us to have tons of possession, but our first 19 shots turned into saves, goal kicks or corner kicks. In the 64th minute, Jacob showed his class when he forced the Middies' left back into an error, took a touch into the box and then ripped home a half-volley for the game-winner.

L 0-2 @ Beachwood — After five straight 7pm kickoffs on turf fields, this one really seemed to mess with our heads. Grass field, 2pm kickoff, mud in the goal mouths and standing puddles in different parts of the small field. They scored two garbage goals in the first half and we should/would/could have scored two or three goals in the second half, but were denied by three incredible goal-line saves by the Bison defenders and goalie.

L 0-2 v WESTLAKE — We played the eventual Southwestern Conference Champions very evenly for most of the match, but gave up a header goal off a corner early in the second half and a rebound goal late to end up on the short end. I really felt like we deserved a tie here, but that's soccer for ya! The better team doesn't always win.

L 1-2 v AVON — WSC MVP Frederik Troupe. Remember the name because we'll never see him again. The Eagles' foreign exchange student from Norway outmuscled our defenders to create all sorts of dangerous looks at goal for his teammates and he scored both of their goals in the first half. Interestingly, Spencer, Trent and Noah picked up yellow cards within a fourteen minute span. Not ideal. However, Spencer made up for his by getting a goal back before the break, and for as much as we huffed and puffed in the second half, we just couldn't get that game-tying goal. This was our third straight loss, but it was also the third straight game in which we outplayed our opponents for a majority of the game, only to come away with nothing.

L 1-6 @ Notre Dame-Cathedral Latin — Sounds odd to say that we outplayed a team that beat us by five goals, but for long stretches of this game, we dominated the Lions with our possession. Too bad we couldn't put the ball in the goal. They only led 1-0 at halftime and I was sure that we were going to take it to them in the second half and go home (on that awful, boring, loooooooooooooong bus ride) with a win. But their counterattacking game killed us all five more times. Sutton's conversion of a penalty kick after Trent Newby got decked on a breakaway was our only highlight.

W 2-1 @ North Ridgeville — This was our second and final game of the year that we played on grass and this one went much better than the previous one did. We played fantastic soccer in the first half and had a 2-0 lead at the break. Jacob scored after picking up a nodded pass from Bradley Pease for the 1-0, and Chase Newby volleyed in a header flick from Jacob off a corner from Tristan to make it 2-0. They got one back after the break, but Dom and Co. closed up shop to preserve the victory.

L 0-2 v ELYRIA CATHOLIC — We lost 2-0 and really got outplayed from start to finish. Not much else for me to say about it.

L 0-1 @ St. Vincent-St. Mary — In downtown Akron, we played some of the best soccer we've played all year - and so did the Irish - but in the end, we couldn't take advantage of ten free kicks within 30 yards of the hosts' goal. Spencer played goalie that night, after Dom had injured his hand a couple days before the match, and he did a great job. How about the ref that night? He called a season-high 22 fouls on us and 21 more on SVSM. In fact, no other River team that I've coached has ever been whistled for more fouls in a game. So many starts and stops really tore up the flow of the game. Ugh!

L 2-3 @ Lakewood — We were up 2-0 at half thanks to two goals from Spencer - the second a GOAL OF THE YEAR candidate that he chested and then volleyed into the far upper 90 - and then the Rangers' pressure wore us down. For the second straight year and third time in four years, a Lakewood player scored a hat-trick against us. Yes, you read that right. A different kid from Lakewood scored three goals against us in 2009, 2011 and 2012. Ugh.

W 3-2 v BENEICTINE — Much like last year, the Bengals were the team that didn't know when to quit. I picked up the first yellow card of my coaching career after a terrible (in my opinion) penalty kick call. We were down 1-0, then went up 2-1, then they tied it and then we won it late. Spencer got the first goal, running onto a through ball from Liam. Trent made it 2-2, heading in a cross from the right from Spencer. The third goal was Sutton's, as he dribbled through a bunch of Benedictine defenders before poking the ball past their keeper. This match marked the first time we had scored a goal in both halves of a game since the Vermilion game. Wow. 23 shots and just three goals for us. Frustrating.

W 4-2 v BUCKEYE — At the end of many of our practices and games this year, I talked a lot about how the season was a roller coaster. Well, this individual game was a microcosm of the entire season... just one more roller coaster!! We take a 2-0 lead (UPHILL), then we get a man sent off (DOWNHILL), they come back and tie it (FURTHER DOWNHILL) and then we score two more to get the victory (WAY BACK UP ON TOP OF THE HILL). Jeez!! While this match was rather even statistically, I knew that there was no way we were ever going to lose it, even down a man. Trent headed home from a Tristan corner after Sutton got a back-ball flick. Brett sniped home from outside the box to make it 2-0 at halftime. The game was tied 14 minutes after half and then Jacob got his third game-winning goal of the season, latching onto a long free kick from Noah before smoking two defenders and the hapless Bucks' goalie.

L 0-2 @ BAY — Missing one starter and with several guys suffering from various knocks and bruises, we played the WSC Champs to a scoreless 62 minutes before they broke the deadlock. Oh yeah, and to continue our streak of crazy cards, Coach Moore picked up a yellow in the first half. This was an un-River-like year in terms of cards accumulated.

W 4-3 v FIRELANDS * SECTIONAL FINAL — I'm sure I have some more grey hairs in my beard now after these last five games. Full credit to the boys for fighting back after being down 2-1 at halftime. Liam got his first high school goal in the 18th minute to cap off a sequence that the Spanish national team would have appreciated, featuring some delightful interplay from Jacob to Trent, then Jacob across the box to Liam who poked it past the keeper with his left foot. Then we went to sleep on two free kicks and they made us pay. Jacob tied it after the break and Tristan did what senior co-captains do when he converted a go-ahead penalty kick to give us the lead. Trent extended it to 4-2 on a 40-yard Leo Messi dribble, and just as we all started to breathe a little bit easier, they got a third. But that was it. Jeez! A positive note - this match marked the third time in school history that two freshmen scored in the same game.

L 0-4 @ Bay * DISTRICT SEMIFINAL — In the first 13 minutes of the game we gave up two deadball goals and despite outplaying the number-one seed at home for quite a bit of the first stanza, we were trailing 2-0 at halftime. That said, I felt confident that we could get back into the game. Bay got their third goal nine minutes after break and that pretty much took care of that. Everybody played in this one. We went out fighting and giving our best until the final whistle. This was our first playoff shutout loss since a whitewash by the same score at Wellington back in 2007, a span of 12 consecutive games with at least one goal for the boys in Maroon and White.

A FINAL NOTE ON THE SEASON...


Coming into the season, I never realized that it was going to turn into a bit of a rebuilding year. Maybe I underestimated what last year's five seniors meant on and off the field to the group. And after we began the year 5-0-1 and had scored 11 goals and only allowed three, maybe I was guilty of thinking we were a little bit better than we were, in reality. But the losses that ended that streak really brought me down to Earth and I figured out that we had some things to work on. We did our best in training to fix the holes and improve as a group and individually. Too many lapses in concentration led to too many balls in the back of our net. That being said, the underclassmen gained much valuable experience and will be ready to have a successful 2013.

What am I going to remember most about the 2012 boys? How well they can work the ball around when the opponent gives them time and space, the broken goal at Lakewood, the comeback at Chagrin Falls, how sweet the boys looked in their sky blue third kit in the Buckeye game, the yellow card I received and the one Coach Moore received in the following game, some of the pretty goals the boys scored, and I'll also remember the coincidence that happened when the public address system broke in the stadium on the day of our first home game - our first home game since our former announcer, Cliff Hanson, passed away after a lengthy battle with cancer. We had planned for a moment of silence, but instead we got a week of it!

As always, I'd like to take this chance to thank in writing all of the boys and all of their parents for making this a fun and memorable season; the RRHS administration and support staff for providing us with a first-class program; my assistant coaches for helping the boys be the best players they can be and for helping me stay organized and on top of things; the Lanzens for doing yet another fantastic job of announcing the boys home games; Trainer Abbey for getting the boys back on the field in one piece; and most importantly, my wife and son for putting up with me being gone so much in the fall, doing what I love for the school that I love in the sport that I love the most.



TRISTAN SMITH
2012 John Honeyman Award Winner




important lists - award winners, captains

THE JOHN HONEYMAN AWARD • This award is presented to the senior who has demonstrated ability, leadership, dedication and sportsmanship, as voted by his teammates



TRISTAN SMITH

2012 John Honeyman Award Winner



BRADLEY SILVIS

2012 Don Corsetti Award Winner

THE DON CORSETTI AWARD • Named for one of the 1971 team captains and the first Honeyman Award winner who died tragically in the early 1980s, this award is presented to the member(s) of the RRHS varsity team who, in the opinion of the coaches, shows the determination, dedication and positive energy exemplified by Don.

HONEYMAN

- 2012 Tristan Smith
- 2011 Ryan Connelly
- 2010 Ian Taylor
- 2009 Andrew Stanton
- 2008 Michael Kenny
- 2007 David Rea
- 2006 Emmett Conway
- 2005 Cory Weidner
- 2004 Jeff Davis & Jordan Gourash
- 2003 Bryce Sylvester
- 2002 Kevin Burke
- 2001 Nick Molnar
- 2000 John Allen
- 1999 Owen Bir
- 1998 Allen Rickard
- 1997 J.P. Ratajczak
- 1996 Mike Urban
- 1995 Kevin Fiala
- 1994 Andy DeCrane
- 1993 David Allen
- 1992 Taylor Haley
- 1991 Tim Fiala
- 1990 Scott Trunko
- 1989 John Allen
- 1988 Jeff Poley & John Allen & David Hew
- 1987 Mike Sunjevaric
- 1986 Rick Frank
- 1985 Trevor Stohr
- 1984 Chris Frank
- 1983 Brian Winkler
- 1982 Jim Byall
- 1981 Jim Waters
- 1980 Rick Claar
- 1979 Tom Nasky
- 1978 Dave Fink
- 1977 Mark Langhammer
- 1976 Granger Babcock
- 1975 John Brandt
- 1974 Phil Zak
- 1973 John Tanis
- 1972 Mark Fenwick
- 1971 Don Corsetti

CORSETTI

- Bradley Silvis**
- Matt Siwkiewicz
- Kegan Sill
- Steven Lesiecki
- Brook Weidner
- Mike Schauer & Scott Smith
- Michael Clifford
- Steve Kessler
- Danny Goepfert
- Mario Ciatti
- Bryce Sylvester
- David Jaratz & Justin Goepfert
- Petry Carte & Matt Monastra
- John Rottenborn & Kyle Bacon
- Charlie Andrews
- Jamie Gooding & Craig Holmes
- Tom Masoudi
- Will Wacker & Peter Angelokostopoulos
- Mads Wich & Jeff Kudrna
- Tim Cosner & Brian Lottig
- David Allen & Dan Scalabrino
- Tom Jalics
- Scott Trunko & Tom Jalics
- Andy Claar
- Andy Thompson & Steve McConochy
- Ron Hall & Chris Foutz
- Ken Mader & Ron Hall
- Paul Goebel & Ken Mader
- Norm Sinreich
- Chuck Erml & Mark Nasky
- Greg Budoio



RRHS BOYS SOCCER CAPTAINS

- 2012 Trent Newby, Tristan Smith
- 2011 Ryan Connelly, Mark Moskwa, Matt Siwkiewicz
- 2010 Zack Hutton, Kegan Sill, Ian Taylor
- 2009 Brendon Hall, Andrew Stanton, Andrew Triplett
- 2008 Barry Goepfert, Michael Kenny, Brook Weidner
- 2007 Brett Gibson, Owen Lamb, Scott Smith
- 2006 Emmett Conway, Wesley Davis, Steven Gall
- 2005 Danny Goepfert, Brett Tomoff, Cory Weidner
- 2004 Jordan Gourash, Brett Tomoff, Cory Weidner
- 2003 Bryce Sylvester, Andy Weidner, Elliot Wheeler
- 2002 Kevin Burke, Petry Carte, Matt Waitkus
- 2001 Kevin Burke, Nick Molnar
- 2000 Kyle Bacon, Ryan Burke, John Allen
- 1999 Charlie Andrews, Owen Bir, Ryan Burke
- 1998 Corey Andregg, Craig Holmes, Allen Rickard, Tony Soric
- 1997 Corey Andregg, J.P. Ratajczak, Allen Rickard, Tony Soric
- 1996 Peter Angelokostopoulos, Doug Harper, Dan Papajcik, Mike Urban
- 1995 Steve Dabler, Kevin Fiala, Will Wacker
- 1994 Andy DeCrane, Andy Stanislo
- 1993 David Allen, Brian Lottig, Elliot Murphy
- 1992 Kevin Clere, Taylor Haley, Jeff McDonald
- 1991 Tim Fiala, Tom Jalics, Will Rankin, Kevin Zerby

In our 40 years of history, we have had eight two-time captains:

- Corey Andregg
- Kevin Burke
- Ryan Burke
- Tim Fiala
- Paul Goebel
- Allen Rickard
- Tony Soric
- Will Rankin

There have been nine sets of brothers who have captained the team:

- Allen - David & John
- Burke - Kevin & Ryan
- Claar - Andy & Rick
- Fiala - Tim & Kevin
- Goepfert - Barry & Danny
- Pampush - Joe & Mike
- Plagens - Bill & John
- Rosul - Alex & Roman
- Sunjevaric - Mike & Miki
- Weidner - Andy, Brook & Cory

- 1990 Tim Fiala, Will Rankin
- 1989 John Allen, Andy Claar
- 1988 David Hew, Jeff Poley, Miki Sunjevaric
- 1987 Steve Fertig, Mike Sunjevaric
- 1986 Chris Foutz, Ron Hall, Brad Petzinger
- 1985 Steve Kretz, Trevor Stohr
- 1984 Paul Goebel, Dave Harris, John Opdycke
- 1983 Paul Goebel, Jim Tarolli
- 1982 Peter Barnhart, Jim Byall, Scott Hanson
- 1981 Kevin Konrad, Craig Michael, Jim Waters
- 1980 Rick Claar, Ron Hausman
- 1979 Enrico Bucci, Larry Fussner, Tom Nasky
- 1978 Dave Fink, Bill Plagens
- 1977 Bob Bry, Ron Kuhn
- 1976 John Brandt, Mike Pampush, Paul Ruppert
- 1975 John Plagens, Phil Zak
- 1974 Granger Babcock, Doug Brewer, Mark Langhammer
- 1973 Mike Gabel, Joe Pampush, Alex Rosul
- 1972 Mark Fenwick, Hugh Phillis
- 1971 Dave Budd, Don Corsetti, Jeff Kaiser
- 1970 Billy Andrews, John McClain, Roman Rosul

important lists - the 50 games played club


THE 50 CAREER GAMES PLAYED CLUB

	<u>PLAYER</u>	<u>TOTAL</u>	<u>SR</u>	<u>JR</u>	<u>SO</u>	<u>FR</u>	<u>YEARS</u>	
1.	John Allen	75	18	20	18	19	1997-2000	
	Kyle Bacon		18	20	18	19	1997-2000	
	Ryan Burke		18	20	18	19	1997-2000	
2.	Justin Goepfert	74	18	19	18	19	1999-2002	
	Taylor Haley		73	18	19	19	17	1989-1992
	Jeff McDonald			18	20	18	17	1989-1992
Bryce Sylvester	18	18		19	18	2000-2003		
4.	David Allen	72	17	17	18	20	1990-1994	
5.	Tony Soric	71	16	19	19	17	1995-1998	
6.	Andy Stanislo	63	18	17	18	10	1991-1994	
7.	Tyler Hall	61	--	20	22	19	1985-1987	
8.	Kevin Burke	60	18	19	19	5	1999-2002	
	Parke Whinery		22	20	18	0	1979-1981	
	John Allen		59	20	21	18	0	1987-1989
10.	John Berry	58	18	20	20	0	1990-1992	
	Ryan Jeppe		18	20	20	0	1990-1992	
	Steve Kretz		19	17	21	1	1982-1985	
11.	Petry Carte	57	18	19	18	2	1999-2002	
	Granger Babcock		20	18	16	3	1973-1976	
	Mark Moskwa		56	18	18	20	0	2009-2011
Ryan Connelly	18	19		19	0	2009-2011		
Cory Weidner	55	19		17	18	1	2003-2005	
Elliot Wheeler		18	18	19	0	2001-2003		
Charlie Andrews		18	16	13	8	1996-1999		
13.	Allen Rickard	55	18	19	18	0	1996-1998	
	Doug Harper		18	17	19	1	1993-1996	
	Tim Fiala		20	19	16	0	1989-1991	
	Mike Sunjevaric		20	22	13	0	1985-1987	
	Wesley Davis		54	18	19	17	0	2004-2006
	Steve Gall			18	19	17	0	2004-2006
	Danny Goepfert			19	17	18	0	2003-2005
	John Jelovic		19	18	17	0	1993-1995	
Tony Stanislo	18	19	17	0	1990-1992			
Miki Sunjevaric	21	20	13	0	1986-1988			
15.	Kegan Sill	53	19	20	14	0	2008-2010	
	Emmett Conway		18	19	16	0	2004-2006	
	Corey Andregg		17	17	19	0	1996-1998	
	Steve Dobler		19	18	16	0	1993-1995	
16.	Kevin Fiala	52	19	18	15	0	1993-1995	
	Emil Rosul		20	18	6	8	1977-1980	
	Brook Weidner		51	17	18	16	0	2006-2008
Brett Tomoff	19	17		10	5	2002-2005		
Bill Westley	17	18		16	0	1993-1995		
17.	Will Rankin	51	20	20	11	0	1989-1991	
	Andrew Stanton		50	17	17	16	0	2007-2009
	Barry Goepfert			16	16	18	0	2006-2008
	Dan Gourash			16	16	14	4	1972-1975

-- = Tyler Hall moved to Georgia after his junior soccer season and missed out on a spot at the top of the list. The 1988 varsity played in 21 games, and assuming no injuries or red cards, that could have put him at 79 games. The teams played more regular season games back then and he would have benefitted from that, in much the same way that there are few players from the early 1970s on this list simply because the teams didn't play that many contests in those days.



No two brothers have played more games in the Maroon and White than Ryan (top photo, RRHS graduating class of '01) and Kevin Burke (bottom photo, '03). In the rankings of the 50 Games Played Club, Ryan is currently tied for 1st place on 75 games and Kevin is in 6th place at 60. In order to climb as high up the list as they have, the brothers Burke, one of three sets of brothers to have both won the Honeyman Award, had to be good enough to perform at the varsity level as callow freshmen and as sophomore phenoms. That their teams won multiple playoff games each season gave them an extra bump up the charts. Same goes for every boy on this list. To the left, you can see three Goepferts, and also two Fialas, Stanislos, Sunjevarics and Weidners. It's speculation, but if brothers like the Rosuls, Pampushes and Garibaldis had played under current OHSAA regulations, they'd all be high up the list. With the OHSAA setting a limit of 16 regular-season games in the early 2000s and with the changes made to the playoff format, no River team has played more than 20 games in a season since 1988. To play more than 20 games now, we'd have to go out into the regional round of the state playoffs and beyond. One of these years...



important lists - academic & team award winners

OSSCA Academic Award


Awarded annually to teams that have a combined grade point average greater than 3.00.

2011, '10, '09, '08, '07, '06, '05, '04, '03, '02, '01, '00

Academic All-Ohios

Seniors whose cumulative grade point average at the end of their junior year is greater than 3.80.

2011	Mark Moskwa Matt Siwkiewicz Connor Turk
2010	Michael Cipriani Kyle Lamb Ian Taylor
2009	Kenny Gerrick Brendon Hall Ricky Locci Andrew Stanton
2008	Barry Goepfert Sam Ryan
2007	Kyle Salberg
2006	Wesley Davis Dan Kilgore Nick Saunders Kenny Taylor
2005	Marty Beres Axel Brandt Tim Molnar Robby Perry
2002	Kevin Tuisku Matt Waitkus
2001	Jeff Burney Nick Molnar
2000	Alex Goepfert Conor Riggs
1999	Mike Woodworth Charlie Andrews Richie Brearton Rory Daley
1998	Brad Allen
1997	Ankur Garg J.P. Ratajczak
1993	David Allen Brian Lottig
1991	Tim Fiala
1989	John Allen Andy Claar John Poe
1988	Jeff Poley
1986	Mark Zajac



RYAN DAHLER
Team Sportsmanship Award

NSCAA Academic Award

Awarded annually to teams that have a combined grade point average greater than 3.25 - given to the previous year's team.

2012, '11, '10, '08, '07, '06, '05, '03, '00, '99, '98

Scholar Athletes

Given to the senior student-athlete with the highest cumulative gpa at the beginning of the fall sports season, provided that it is greater than 3.25. If no senior qualifies, the award can go to a underclassman with the highest gpa, as it did in 2004 and 1990.

2012	Tristan Smith (3.378 gpa)
2011	Connor Turk (4.243 gpa)
2010	Ian Taylor (4.367 gpa)
2009	Ricky Locci (4.521 gpa)
2008	Sam Ryan (4.005)
2007	Kyle Salberg (4.380)
2006	Kenny Taylor (4.068)
2005	Marty Beres (4.609)
2004	Marty Beres (4.680)
2003	Bryce Sylvestor
2002	Matt Waitkus
2001	Nick Molnar
2000	Alex Goepfert
1999	Rory Daley
1998	Brad Allen
1997	Ankur Garg
1996	Dan Papajcic
1995	Kevin Fiala
1994	Andy DeCrane
1993	David Allen
1992	Dan Scalabrino
1991	Tim Fiala
1990	Tim Fiala
1989	John Poe
1988	Jeff Poley
1987	Mark Klym
1986	Ron Hall
1985	Mark Zajac
1984	Chris Frank



TRENT NEWBY
H. Patrick Gillespie Award

GCSSCA Sportsmanship Award

Awarded annually to the team that earns the most votes at the Greater Cleveland Coaches meeting in November.

2010, '03, '00

Sportsmanship Award Winners

Given to the senior who demonstrates exemplary sportsmanship and a team-first mentality both in games and at practice.

2012	Ryan Dahler
2011	Connor Turk
2010	Michael Cipriani Samir Saab
2009	Kenny Gerrick
2008	Zack Anderson Alex Theis
2007	Brett Gibson
2006	Dan Kilgore Mike Sill Woody Wright
2005	Robby Perry
2004	Jeff Baltusnik
2003	Chris Clifford
2002	Kevin Tuisku
2001	Jeff Burney
2000	Conor Riggs
1999	Conor Riggs
1998	Danny Aviles
1997	Brad Allen
1996	Mike McGeady
1995	Dom Giampaolo
1994	John Beirne
1993	Elliot Murphy
1992	David Casselberry

H. Patrick Gillespie Award

Given to the senior who best represents the two most important characteristics of a RRHS boys soccer player, as established by former Head Coach Pat Gillespie - striving "to give my own best at all times" and "to never, ever quit."

2012	Trent Newby
2011	Mark Moskwa
2010	Kyle Lamb
2009	Andrew Triplett
2008	Sam Ryan
2007	Owen Lamb Jon Huebner
2006	Steve Gall
2005	Axel Brandt
2004	Steve Kessler
2003	The Senior Class
2002	Kevin Burke
2001	David Jaratz
2000	Kyle Bacon
1999	Ryan Burke
1998	Craig Holmes
1997	Allen Rickard
1996	Peter Angelokostopoulos
1995	Kevin Fiala
1994	Andy Stanislo
1993	Brian Lottig
1992	Jeff McDonald



year-by-year season records

YEAR	HEAD COACH	OVERALL	WSC €	SWC †	NCC §	WESTERN DIVISION ¥	HIGHEST RANKINGS/DISTRICT PLAYOFF SEED
1968	Paul Crites	4-1-1					
1969	Bob Cilimborg	3-6-1				2-6-0	
1970	Pat Gillespie	11-0-0				9-0-0	
1971	Pat Gillespie	7-1-2				7-1-2	
1972	Pat Gillespie	10-1-2				5-1-0	
1973	Pat Gillespie	10-3-1				5-0-1	
1974	Pat Gillespie	12-4-0				7-1-0	
1975	Pat Gillespie	11-3-2				5-0-0	
1976	Pat Gillespie	10-3-4				5-0-1	
1977	Pat Gillespie	6-6-3				3-2-1	
1978	Pat Gillespie	10-8-2				1-4-1	
1979	Pat Gillespie	11-3-4				5-1-2	
1980	Pat Gillespie	12-5-3				4-2-2	
1981	Pat Gillespie	14-6-2		7-3-0		5-2-1	
1982	Pat Gillespie	10-5-2		6-3-1		3-4-1	
1983	Pat Gillespie	9-11-1		4-7-1		3-5-0	
1984	Pat Gillespie	6-8-3		4-5-3		1-3-0	
1985	Pat Gillespie	12-6-1		6-5-1		4-0-0	
1986	Pat Gillespie	15-4-3		8-2-2		3-1-0	
1987	Pat Gillespie	10-8-2		4-6-2		3-1-0	
1988	Pat Gillespie	9-8-4		5-7-2			
1989	Pat Gillespie	9-9-1		5-8-1			
1990	Pat Gillespie	6-13-1		2-11-1			
1991	Pat Gillespie	9-10-1		1-6-0	3-2-0		
1992	Pat Gillespie	11-2-5		4-1-2	3-0-1		#5 in Ohio D-II; #1 seed
1993	Pat Gillespie	7-9-1		1-6-0	4-1-1		
1994	Pat Gillespie	8-8-2		1-6-0	3-1-2		
1995	Pat Gillespie	13-3-3		4-1-2	4-0-2		#10 in Ohio D-II; #1 seed
1996	Pat Gillespie	12-3-4		3-2-2	4-1-0		#6 in Ohio D-II; #17 in Greater Cleveland; #2 seed
1997	Pat Gillespie	9-7-3		2-4-1	3-2-1		#21 in Greater Cleveland
1998	Pat Gillespie	11-3-4		4-2-1	4-1-1		#5 in Ohio D-II; #12 in Greater Cleveland; #1 seed
1999	Pat Gillespie	10-8-2		3-3-1			#8 in Ohio D-II; #15 in Greater Cleveland; #4 seed
2000	Pat Gillespie	13-2-3		4-2-1			#8 in Ohio D-II; #14 in Greater Cleveland; #1 seed
2001	Pat Gillespie	10-6-3		2-5-0			#4 seed
2002	Pat Gillespie	11-5-2		4-2-1			#3 seed
2003	Pat Gillespie	10-5-3		3-3-1			#3 seed
2004	Pat Gillespie	7-7-3		1-4-2			#4 seed
2005	Kevin Zerbey	12-4-3	6-0-1				#6 in Greater Cleveland D-II; #2 seed
2006	Kevin Zerbey	13-3-2	6-1-0				#3 in Ohio D-II, #12 overall in Greater Cleveland; #1 seed
2007	Kevin Zerbey	7-10-1	5-2-0				
2008	Kevin Zerbey	9-7-2	5-1-1				
2009	Kevin Zerbey	7-12-1	4-3-0				
2010	Kevin Zerbey	12-5-2	5-1-1				#6 in D-II in Greater Cleveland; #2 seed
2011	Kevin Zerbey	8-7-3	3-2-1				#3 in D-II in Greater Cleveland; #4 seed
2012	Kevin Zerbey	8-9-1	3-4-0				#5 in D-II in Greater Cleveland; #4 seed
TOTALS		445-260-102	37-14-4	89-104-28	28-8-8	80-33-12	

¥ = Western Division (had many membership changes through the years)

Champions (9) – 1986, '85, '84, '82, '76, '75, '74, '73, '72 Runners-Up (3) – 1987, '81, '79

§ = North Central Conference (RR, Lorain Catholic, Elyria Catholic, Oberlin, Open Door, Norwalk/Lake Ridge Academy)

Champions (4) – 1998, '96, '95, '94 Runners-Up (0) –

† = Southwestern Conference (RR, Amherst, Avon Lake, Bay, Fairview, North Olmsted, Medina/Olmsted Falls, Westlake)

Champions (0) – Runners-Up (4) – 2002, '95, '92, '81

€ = West Shore Conference (RR, Avon, Bay, Fairview/Firelands, Elyria Catholic/Lakewood, Midview, North Ridgeville, Vermilion)

Champions (1) – 2005 Runners-Up (4) – 2010, '08, '07, '06

OHSAA Playoffs

Sectional Runners-Up (6)	2008, '07, '94, '90, '88, '87
Sectional Champions (17)	2012, '11, '10, '09, '06, '05, '03, '02, '01, '00, '99, '98, '97, '96, '92, '91, '86
District Semi-Finalists (8)	2012, '11, '06, '03, '02, '01, '98, '95, '92
District Runners-Up (6)	2010, '09, '05, '99, '91, '86
District Champions	
Regional Semifinalists	
Regional Runners-Up	
Regional Champions	
State Semi-Finalists	
State Runners-Up (1)	1971
State Champions (1)	1970

RRHS BOYS SOCCER ALL-TIME ASSISTANT COACHES

These 26 gentlemen have given their time, dedication and passion for the beautiful game to the program, so that our players could improve their skills and become both better soccer players and young men. There's no telling where we'd be without them, and we are forever in their debt.

Denzil Antonio	2003	Pat Hopkins	2004-05	Roman Rosul	1976
Joe Buchek	2006-08	Terry Horn	1996	Brian Salco	1998-2001
Kevin Burke	2009-2010	Kevin Killeen	2009-2010	Larry Shank	1973-95
Pat Burke	1997-2003	Kevin Konrad	1993-99	Tim Shreve	1996
Andy Carl	2002	Ryan MacRaid	2012-present	Les Szabo	1984-92
Chris Clifford	2005-08	Mike Moore	2009-present	Chris Wilt	1979
Andy DeCrane	2004-present	Milan Perisic	1997-2003	Bob Zak	1981-83
Mike Gabel	1978, 1980	Jim Powell	1977	Kevin Zerbey	2000-2004
John Honeyman	1968-77, 1980-96	Alex Rosul	1980		

team records

WINS, LOSSES & DRAWS

MOST VICTORIES, SEASON

1.	15	1986
2.	14	1981
3.	13	2006, 2000, 1995
4.	12	2010, 2005, 1996, 1985
5.	11	2002, 1998, 1992, 1979, 1970

HIGHEST WINNING %, SEASON

1.	1.000	1970 (11-0-0)
2.	.769	1972 (10-1-2)
3.	.722	2006 (13-3-2), 2000 (13-2-3)
4.	.714	1973 (10-3-1)
5.	.700	1971 (7-1-2)
6.	.688	1975 (11-3-2)
7.	.684	1995 (13-3-3)
8.	.682	1986 (15-4-3)
9.	.636	1981 (14-6-2)
10.	.632	2010 (12-5-2), 2005 (12-4-3), 1996 (12-3-4), 1985 (12-6-1)

LONGEST WINNING STREAK

1.	17	1970-71
2.	11	1970
3.	7	1995
4.	6	2006
5.	5	2008, 1988

LONGEST UNBEATEN STREAK

1.	17	1970-71
2.	15	1992
3.	13	1986
4.	11	2005, 2000, 1996, 1970
5.	10	2006, 1979

MOST LOSSES, SEASON

1.	13	1990
2.	12	2009
3.	11	1983
4.	10	2007, 1991
5.	9	2012, 1993, 1989

LOWEST WINNING %, SEASON

1.	.300	1990 (6-13-1)
2.	.350	2009 (7-12-1)
3.	.353	1984 (6-8-3)
4.	.389	2007 (7-10-1)
5.	.400	1977 (6-6-3)
6.	.412	2004 (7-7-3), 1993 (7-9-1)
7.	.429	1988 (9-8-4), 1983 (9-11-1)
8.	.444	2012 (8-9-1), 2011 (8-7-3), 1994 (8-8-2)
9.	.450	1991 (9-10-1)
10.	.474	1997 (9-7-3, 1989 (9-9-1)

LONGEST LOSING STREAK

1.	5	2007, 1984
2.	4	5 times - most recently, 2012
3.	3	14 times - most recently, two times in 2012

LONGEST WINLESS STREAK

1.	5	2007, 1999, 1992-93
2.	4	10 times - most recently, 2012
3.	3	too many to mention - most recently, 2012

GOALS SCORED & GOALS ALLOWED

MOST GOALS SCORED

1.	84	1986
2.	66	2006, 1998
3.	62	1991
4.	61	2005, 1996
5.	60	1992
6.	56	2003
7.	55	1973, 1972
8.	54	1981
9.	53	2002
10.	52	1970

HIGHEST GOALS SCORED PER GAME AVERAGE

1.	4.73	1970
2.	4.23	1972
3.	3.93	1991
4.	3.82	1986
5.	3.67	2006, 1998
6.	3.33	1992
7.	3.21	2005, 1996
8.	3.11	2003
9.	3.10	1991
10.	2.94	2002

FEWEST GOALS SCORED

1.	24	1977
2.	25	1999
3.	26	2007, 1971
4.	28	2012, 2009
5.	29	2004, 1975
6.	31	1994
7.	34	2010, 2008, 1993, 1989, 1983
8.	35	1974
9.	36	2011, 1976
10.	38	1988

LOWEST GOALS ALLOWED PER GAME AVERAGE

1.	0.56	1975, 1974
2.	0.61	1992
3.	0.71	1976
4.	0.72	1970
5.	0.83	2000
6.	0.89	1995
7.	0.95	2001
8.	1.00	1980, 1972
9.	1.01	2006
10.	1.05	2010

MOST GOALS ALLOWED

1.	53	1990, 1989
2.	51	2007
3.	48	1997
4.	47	1984
5.	39	1991, 1978
6.	36	1983
7.	35	2012, 1987
8.	32	2011, 2004, 1982
9.	31	1993
10.	30	1999

FEWEST GOALS ALLOWED

1.	8	1970
2.	9	1975, 1974
3.	11	1992
4.	12	1976, 1971
5.	13	1972
6.	15	2000
7.	17	1995
8.	19	2006, 2001
9.	20	2010, 1980
10.	21	1998

SHUTOUTS

MOST SHUTOUTS FOR

1.	11	1981
2.	10	2010
3.	9	2001, 1999, 1992, 1988, 1980, 1974
4.	8	2006, 2000, 1979, 1975
5.	7	1976

FEWEST SHUTOUTS AGAINST

1.	0	1970
2.	1	2008, 2001, 1998, 1977, 1972, 1971

FEWEST SHUTOUTS FOR

1.	0	1997
2.	2	1991, 1971
3.	3	2012, 2007, 1989, 1972

MOST SHUTOUTS AGAINST

1.	7	2007, 2004, 2001, 1993, 1989
2.	6	2011, 1999, 1988, 1983
3.	5	1994, 1984, 1976

MOST CONSECUTIVE SHUTOUTS FOR

1.	5	1999
2.	4	2010, 2008, 1999, 1998, 1992, 1980, 1976
3.	3	2011, 2009

MOST CONSECUTIVE SHUTOUTS AGAINST

1.	4	1988
2.	3	2011, 1999, 1991, 1983

DRAWS

MOST CONSECUTIVE DRAWS

1.	3	1979, 1977
2.	2	8 times - most recently, 2008

MOST DRAWS, SEASON

1.	5	1992
2.	4	1998, 1996, 1988, 1979, 1976
3.	3	12 times - most recently, 2011
4.	2	12 times - most recently, 2010
5.	1	12 times - most recently, 2012
6.	0	1974, 1970

MOST GOALS SCORED, SINGLE GAME

W 14-0	Valley Forge, 1973
W 12-0	Oberlin, 1992
W 11-0	Hawken, 1971
W 10-0	Keystone*, 2003
W 10-0	Oberlin, 1998
W 10-0	Garfield Heights, 1990
W 9-0	Brookside*, 1999
W 9-0	Lutheran West, 1991
W 9-0	Fairview, 1981
W 9-0	North Royalton, 1971
W 9-1	Avon*, 1996

MOST GOALS ALLOWED, SINGLE GAME

L 0-11	North Olmsted, 1984
L 0-9	North Olmsted, 1989
L 0-9	Shaker Heights, 1978
L 0-8	North Olmsted, 2004
L 0-8	North Olmsted, 1989
L 0-8	North Olmsted, 1984
L 0-7	Padua, 2007
L 0-7	Hoawken, 1999
L 0-7	Hawken, 1997
L 2-7	North Olmsted, 1990
L 0-7	North Olmsted, 1982

the last time...

THE LAST TIME ROCKY RIVER SHUT OUT ITS OPPONENT or WAS SHUT OUT BY ITS OPPONENT

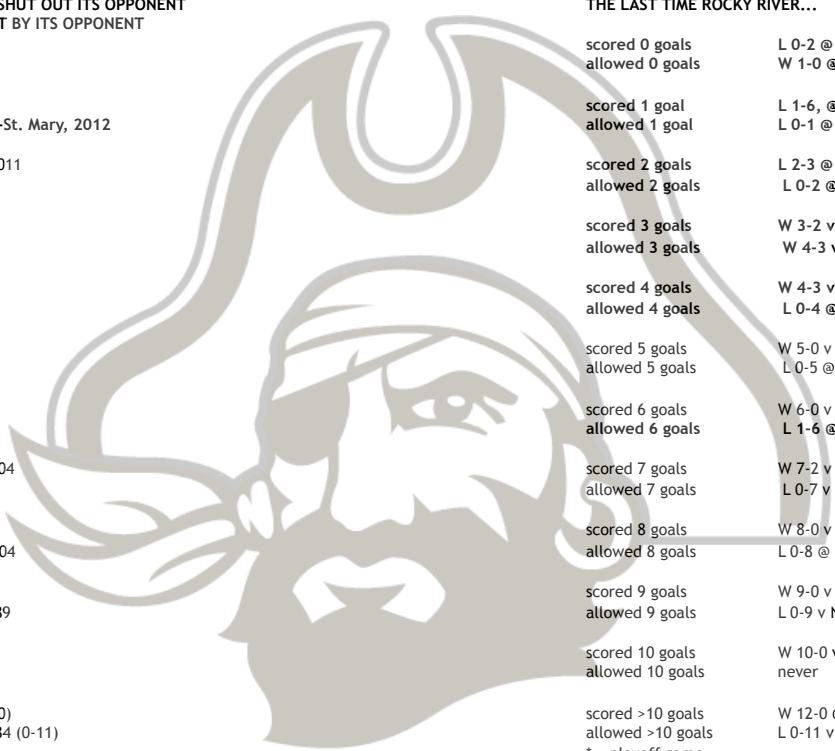
0-0	Beachwood, 2011
1-0	@ Midview, 2012
0-1	@ Akron St. Vincent-St. Mary, 2012
2-0	v North Ridgeville, 2011
0-2	@ Bay, 2012
3-0	v Vermilion, 2012
0-3	@ Avon, 2011
4-0	@ Avon, 2006
0-4	@ Bay*, 2012
5-0	v Firelands*, 2010
0-5	@ Lakewood, 2011
6-0	v Fairview, 2006
0-6	@ Orange, 2007
7-0	@ Lutheran West, 2004
0-7	v Padua, 2007
8-0	v Holy Name, 2011
0-8	@ North Olmsted, 2004
9-0	v Brookside*, 1999
0-9	v North Olmsted, 1989
10-0	v Keystone*, 2003
0-10	never
>10-0	@ Oberlin, 1992 (12-0)
>0-10	v North Olmsted, 1984 (0-11)

* = playoff game

THE LAST TIME ROCKY RIVER...

scored 0 goals	L 0-2 @ Bay, 2012
allowed 0 goals	W 1-0 @ Midview, 2012
scored 1 goal	L 1-6, @ Notre Dame-Cathedral Latin, 2012
allowed 1 goal	L 0-1 @ Akron St. Vincent-St. Mary, 2012
scored 2 goals	L 2-3 @ Lakewood, 2012
allowed 2 goals	L 0-2 @ Bay, 2012
scored 3 goals	W 3-2 v Benedictine, 2012
allowed 3 goals	W 4-3 v Firelands*, 2012
scored 4 goals	W 4-3 v Firelands*, 2012
allowed 4 goals	L 0-4 @ Bay*, 2012
scored 5 goals	W 5-0 v Firelands*, 2011
allowed 5 goals	L 0-5 @ Lakewood, 2011
scored 6 goals	W 6-0 v Fairview, 2006
allowed 6 goals	L 1-6 @ NDCL, 2012
scored 7 goals	W 7-2 v Keystone*, 2007
allowed 7 goals	L 0-7 v Padua, 2007
scored 8 goals	W 8-0 v Holy Name, 2011
allowed 8 goals	L 0-8 @ North Olmsted, 2004
scored 9 goals	W 9-0 v Brookside*, 1999
allowed 9 goals	L 0-9 v North Olmsted, 1989
scored 10 goals	W 10-0 v Keystone*, 2003
allowed 10 goals	never
scored >10 goals	W 12-0 @ Oberlin, 1992
allowed >10 goals	L 0-11 v North Olmsted, 1984

* = playoff game



THE LAST TIME...

a RR player scored 2 goals in a game
an opponent scored 2 goals in a game

Trent Newby, v Buckeye, 2012 (W 4-2)
Gianluca DiFranco, @ NDCL, 2012 (L 1-6)

a RR player scored 3 goals in a game
an opponent scored 3 goals in a game

Zack Hutton, v Holy Name, 2010 (W 6-0)
Mirsad Curri, @ Lakewood, 2012 (L 2-3)

a RR player scored 4 goals in a game
an opponent scored 4 goals in a game

Wesley Davis, v Brookside*, 2006 (W 8-0)
Josip Samardzija, @ Lake Catholic, 2007 (L 2-4)

a RR player scored 5 goals in a game
an opponent scored 5 goals in a game

Craig Holmes, @ Oberlin, 1998 (W 10-0)
never

a RR player made a penalty kick
an opponent made a penalty kick

Tristan Smith, v Firelands*, 2012 (W 4-3)
Anthony Smith, v Benedictine, 2012 (W 3-2)

a RR player failed to make a penalty kick
an opponent failed to make a penalty kick
* playoff game

Zack Hutton, @ Firelands, 2010 (W 3-0)
Anthony Grazetti, @ North Ridgeville, 2010 (W 2-1)

HEAD COACH PAT GILLESPIE BY THE NUMBERS

Through the decades...


1970s	98 wins, 32 losses, 20 draws	.653 winning %
1980s	106 wins, 70 losses, 22 draws	.535 winning %
1990s	96 wins, 66 losses, 26 draws	.511 winning %
2000s	51 wins, 25 losses, 14 draws	.560 winning %
TOTALS	351 wins, 193 losses, 82 draws	.565 winning %
	35-year average	10.0 wins, 5.5 losses, 2.3 draws

Coaching Awards...

- 7th - place on the all-time list of most coaching victories in the state of Ohio
- 4 - North Central Conference Coach of the Year Awards (1998, 1996, 1995, 1994)
- 4 - Southwestern Conference Coach of the Year Awards (2000, 1998, 1995, 1989)
- 4 - Greater Cleveland Division II Coach of the Year Awards (2000, 1998, 1995, 1979)
- 3 - Ohio Division II Coach of the Year Awards (2000, 1998, 1995)
- 3 - National Soccer Coaches Association of America Region IV Coach of the Year Awards (2000, 1998, 1995)
- 1 - Greater Cleveland Sectional Coach of the Year Award (1978)

Coach's Career Milestones...

Win #1	7-2 v Lake Ridge Academy, 1970	Loss #1	0-1 v Brecksville, 1971
Win #50	7-4 v North Olmsted, 1974	Loss #50	0-3 v North Olmsted, 1983
Win #100	7-0 v Orange, 1980	Loss #100	0-3 v Bay, 1989
Win #150	5-1 v Fairview, 1985	Loss #150	0-3 v Bay, 1996
Win #200	3-2 v Olmsted Falls, 1989		
Win #250	2-1 v Gilmour, 1995		
Win #300	2-1 v Oberlin, 1999		
Win #350	2-0 v Olmsted Falls, 2004		



distinguished all-city/all-state/all-region pirates

ALL-AMERICA

1986 Brad Petzinger
 1973 Alex Rosul
 1970 Roman Rosul

ALL-MIDEAST REGION

2006 Wesley Davis
 2003 Elliot Wheeler
 2000 Ryan Burke
 1999 Charlie Andrews
 1998 Tony Soric
 1992 Taylor Haley
 Jeff McDonald

ALL-OHIO

2006 Wesley Davis
 2003 Elliot Wheeler
 2002 Justin Goepfert
 2000 Ryan Burke
 John Allen
 1999 Charlie Andrews
 1998 Tony Soric
 1997 Tony Soric
 1996 Mike Urban
 1995 Kevin Fiala
 1994 Andy Stanislo
 1993 David Allen
 1992 Taylor Haley
 Jeff McDonald
 1987 Tyler Hall
 1986 Brad Petzinger
 1980 Emil Rosul
 1979 Ron Hausmann
 1978 Dave Fink
 1977 Bob Bry
 1976 Randy Cook
 1975 John Brandt
 Dan Gourash
 1974 Dan Gourash
 Phil Zak
 1973 Mike Gabel
 Alex Rosul
 1972 Mike Gabel
 Alex Rosul
 1971 Mike Gabel
 Alex Rosul
 Hugh Phillis
 1970 Roman Rosul
 John McClain

ALL-GREATER CLEVELAND

2012 Tristan Smith 1st Team
 Sutton Klodnick 2nd Team
 Spencer Klodnick HM
 Trent Newby
 2011 Mark Moskwa
 Brian Cannon
 Ryan Connelly
 Matt Siwkiewicz
 Connor Turk
 Spencer Klodnick
 Sutton Klodnick
 Trent Newby
 Nathaniel O'Halla
 Tristan Smith
 2010 Ian Taylor
 Matt Garibaldi
 Zack Hutton
 Kyle Lamb
 Kegan Sill
 Matt Siwkiewicz
 Ryan Connelly
 Mark Moskwa
 Colin Meyer
 2009 Brendon Hall
 Andrew Stanton
 Andrew Triplett
 Kenny Gerrick
 Steven Lesiecki
 Travis Pescatrice
 Matt Garibaldi
 Kegan Sill
 Ian Taylor
 Mark Moskwa
 2008 Barry Goepfert
 Ari Hajro
 Brook Weidner
 Ray Harris
 Michael Kenny
 Will Kmetz
 Andrew Stanton
 2007 David Rea
 Barry Goepfert
 Owen Lamb
 Jon Huebner
 Brendon Hall
 2006 Wesley Davis
 Colin Mooney
 Michael Clifford
 Emmett Conway
 Steve Gall
 Barry Goepfert
 Dan Kilgore
 Woody Wright
 2005 Danny Goepfert
 Cory Weidner
 Tim Molnar
 Axel Brandt
 Brett Tomoff
 Colin Mooney
 Steve Kessler
 2004 Jordan Gourash
 Danny Goepfert
 Axel Brandt
 Tim Molnar
 Brett Tomoff
 Cory Weidner
 2003 Elliot Wheeler
 Bryce Sylvester
 Jordan Gourash
 Danny Goepfert
 Drew Greathouse
 James Hagedorn
 Andy Weidner
 2002 Justin Goepfert
 Kevin Burke
 Petry Carte
 Bryce Sylvester
 Ryan Sylvester
 Kevin Tuisku
 Elliot Wheeler

ALL-GREATER CLEVELAND (continued)

2001 Justin Goepfert
 Kevin Burke
 Petry Carte
 David Jaratz
 Nick Molnar
 Bryce Sylvester
 Matt Waitkus
 2000 Ryan Burke
 John Allen
 Kyle Bacon
 Alex Goepfert
 Justin Goepfert
 Conor Riggs
 George Kanis
 1999 Charlie Andrews
 Owen Bir
 Richie Brearton
 Ryan Burke
 John Allen
 Kyle Bacon
 Alex Goepfert
 1998 Tony Soric
 Corey Andregg
 Allen Rickard
 Craig Holmes
 Brad Allen
 John Allen
 Ryan Burke
 Danny Aviles
 1997 Tony Soric
 Corey Andregg
 Allen Rickard
 Craig Holmes
 Jamie Gooding
 1996 Mike Urban
 Peter Angelokostopoulos
 Doug Harper
 Tony Soric
 Corey Andregg
 Kevin Fiala
 Steve Dobler
 Mike Urban
 John Jelovic
 1995 Andy Stanislo
 Kevin Fiala
 David Allen
 1994 David Allen
 Andy Stanislo
 Taylor Haley
 Jeff McDonald
 Kevin Clere
 Ryan Jeppe
 John Allen
 1989 John Allen
 1988 Ty Clutterbuck
 Jeff Poley
 Miki Sunjevaric
 Tyler Hall
 1987 Mike Sunjevaric
 Andy Thompson
 Miki Sunjevaric
 Brad Petzinger
 1986 Chris Foutz
 Ron Hall
 Mike Sunjevaric
 Steve Kretz
 1985 Paul Goebel
 1984 Norm Sinreich
 1983 Jim Byall
 1982 Greg Budoj
 1981

4-TIME ALL-GREATER CLEVELAND

Taylor Haley • 1992, '91, '90, '89

3-TIME ALL-GREATER CLEVELANDS

Mark Moskwa • 2011, '10, '09
 Barry Goepfert • 2008, '07, '06
 Wesley Davis • 2006, '05, '04
 Danny Goepfert • 2005, '04, '03
 Bryce Sylvester • 2003, '02, '01
 Justin Goepfert • 2002, '01, '00
 Ryan Burke • 2000, '99, '98
 John Allen • 2000, '99, '98
 Tony Soric • 1998, '97, '96
 Corey Andregg • 1998, '97, '96
 Jeff McDonald • 1992, '91, '90

2-TIME ALL-GREATER CLEVELANDS

Tristan Smith • 2012, '11
 Sutton Klodnick • 2012, '11
 Trent Newby • 2012, '11
 Spencer Klodnick • 2012, '11
 Ryan Connelly • 2011, '10
 Matt Siwkiewicz • 2011, '10
 Matt Garibaldi • 2010, '09
 Kegan Sill • 2010, '09
 Ian Taylor • 2010, '09
 Brendon Hall • 2009, '07
 Andrew Stanton • 2009, '08
 Colin Mooney • 2006, '05
 Axel Brandt • 2005, '04
 Tim Molnar • 2005, '04
 Brett Tomoff • 2005, '04
 Jordan Gourash • 2004, '03
 Elliot Wheeler • 2003, '02
 Kevin Burke • 2002, '01
 Petry Carte • 2002, '01
 Kyle Bacon • 2000, '99
 Alex Goepfert • 2000, '99
 Allen Rickard • 1998, '97
 Craig Holmes • 1998, '97
 Mike Urban • 1996, '95
 Kevin Fiala • 1995, '94
 Andy Stanislo • 1994, '93
 Mik1 Sunjevaric • 1988, '87
 Mike Sunjevaric • 1987, '86

west shore conference stats

FIRST TEAM ALL-WSC

2012	Sutton Klodnick
2011	Mark Moskwa
2010	Matt Garibaldi
	Ian Taylor
2009	Brendon Hall
2008	Barry Goepfert
	Ari Hajro
2007	Barry Goepfert
	Owen Lamb
2006	Michael Clifford
	Wesley Davis
	Colin Mooney
2005	Danny Goepfert
	Tim Molnar
	Cory Weidner

SECOND TEAM ALL-WSC

2012	Tristan Smith
2011	Ryan Connelly
	Matt Siwkiewicz
2010	Zack Hutton
	Kyle Lamb
2009	Andrew Stanton
	Andrew Triplett
2008	Will Kmetz
	Brook Weidner
2007	David Rea
2006	Emmett Conway
	Steven Gall
	Andrew Pease
2005	Wesley Davis
	Brett Tomoff

HONORABLE MENTION ALL-WSC

2012	Spencer Klodnick
	Trent Newby
2011	Brian Cannon
	Connor Turk
2010	Ryan Connelly
	Kegan Sill
2009	Steven Lesiecki
	Ian Taylor
2008	Ray Harris
	Michael Kenny
2007	Brendon Hall
	Ray Harris
2006	Dan Kilgore
	Woody Wright
2005	Axel Brandt
	Emmett Conway

MOST WSC GOALS, SEASON

1.	17	Wesley Davis, 2006
2.	8	Ari Hajro, 2008
		Cory Weidner, 2005
3.	7	Colin Mooney, 2006
4.	6	Tim Molnar, 2005
5.	5	Wesley Davis, 2005
6.	4	Kyle Lamb, 2010
		Matt Garibaldi, 2009
7.	3	Spencer Klodnick, 2012
		Zack Hutton, 2010
		Matt Garibaldi, 2010
		Brendon Hall, 2009
		Ray Harris, 2008
		Will Kmetz, 2008
		Owen Lamb, 2007

MOST WSC ASSISTS, SEASON

1.	12	Michael Clifford, 2006
2.	8	Andrew Stanton, 2009
		Tim Molnar, 2005
		Wesley Davis, 2005
3.	5	Matt Garibaldi, 2010
		Andrew Stanton, 2008
		Barry Goepfert, 2006
		Cory Weidner, 2005
4.	4	Mark Moskwa, 2011
		Andrew Triplett, 2009
		Wesley Davis, 2006
		Steven Gall, 2005
5.	3	Barry Goepfert, 2008
		Ray Harris, 2008
		Owen Lamb, 2007
		Emmett Conway, 2005

MOST WSC POINTS, SEASON

1.	38	Wesley Davis, 2006
2.	21	Cory Weidner, 2005
3.	20	Tim Molnar, 2005
4.	18	Wesley Davis, 2005
5.	17	Ari Hajro, 2008
6.	16	Colin Mooney, 2006
7.	11	Matt Garibaldi, 2010
8.	10	Kyle Lamb, 2010
9.	9	Ray Harris, 2008
		Owen Lamb, 2007
		Barry Goepfert, 2006
10.	8	Mark Moskwa, 2011
		Andrew Stanton, 2009
		Will Kmetz, 2008

ALL-TIME WSC SCORING LEADERS

PLAYER	YEARS	GAMES	GOALS	ASSISTS	POINTS
Wesley Davis	2005-06	14	22	12	56
Barry Goepfert	2006-08	20	6	10	22
Cory Weidner	2005	7	8	5	21
Tim Molnar	2005	7	6	8	20
Colin Mooney	2005-06	14	9	2	20
Matt Garibaldi	2009-10	14	7	5	19
Ari Hajro	2008	7	8	1	17
Ray Harris	2007-08	14	5	3	13
Mark Moskwa	2009-11	12	3	7	13
Andrew Stanton	2008-09	14	0	13	13
Michael Clifford	2005-06	14	0	12	12
Emmett Conway	2005-06	14	3	5	11
Kyle Lamb	2010	7	4	2	10
Steven Gall	2005-06	14	2	6	10

ALL-TIME WSC GOALKEEPING LEADERS

PLAYER	YEARS	GAMES	RECORD	SHUTOUTS	GOALS	AVG.	SAVES	%
Brett Tomoff	2005	7	6-0-1	3	4	0.57	20	.83
Ian Taylor	2008-10	16	10-4-1	7	10	0.63	63	.86
Dominic Liva	2011-12	13	6-6-1	4	16	0.81	45	.74
Andrew Pease	2005-06	9	6-1-0	4	8	0.89	39	.83
David Rea	2006-07	7	4-2-0	2	8	1.14	52	.87
Michael Kenny	2007-08	7	5-1-1	2	8	1.14	37	.82

HOW TO READ THIS GRAPH

When you look at the graph of our goals scored and goals allowed this season, it's not pretty. Loads of action goals scored between minutes 61 and 70 and, unfortunately, too many conceded by us in the final ten minutes of our games. For the first time since 2007, we were outscored in both halves cumulatively over the course of the season.



southwestern conference stats

FIRST TEAM ALL-SWC

2004	Danny Goepfert
2003	Elliot Wheeler
2002	Justin Goepfert
	Kevin Burke
2001	Kevin Burke
2000	John Allen
	Kyle Bacon
	Ryan Burke
1999	Charlie Andrews
1998	Corey Andregg
	Tony Soric
1997	Tony Soric
1996	Mike Urban
1995	Kevin Fiala
1994	Andy Stanislo
1993	David Allen
1992	Kevin Clere
	Taylor Haley
	Jeff McDonald
1991	Taylor Haley
1990	Taylor Haley
1989	John Allen
1988	Jeff Poley
1987	Tyler Hall
1986	Ron Hall
	Brad Petzinger

SECOND TEAM ALL-SWC

2004	Jordan Gourash
2003	Bryce Sylvester
2002	Petry Carte
	Ryan Sylvester
2001	David Jaratz
2000	Alex Goepfert
1999	John Allen
	Owen Bir
	Ryan Burke
1998	Craig Holmes
	Allen Rickard
1997	Corey Andregg
1996	Peter Angelokostopoulos
1995	Steve Dobler
1994	Kevin Fiala
1993	Andy Stanislo
1991	Jeff McDonald
1990	Jeff McDonald
1989	Taylor Haley
1988	Ty Clutterbuck
	Miki Sunjevaric
1987	Mike Sunjevaric
	Miki Sunjevaric
1986	Chris Foutz
	Tyler Hall
	Mike Sunjevaric

HONORABLE MENTION ALL-SWC

2004	Jeff Davis
	Wesley Davis
2003	Drew Greathouse
	Jordan Gourash
2002	Bryce Sylvester
	Elliot Wheeler
2001	Justin Goepfert
	Matt Waitkus
2000	David Biscardi
	Conor Riggs
1999	Kyle Bacon
	Richie Brearton
1998	Brad Allen
	Charlie Andrews
1997	Craig Holmes
	Allen Rickard
1996	Doug Harper
	Tom Masoudi

MOST SWC GOALS, SEASON

1.	16	Brad Petzinger, 1986
2.	11	Tony Soric, 1998
		Tony Soric, 1997
3.	10	Ty Clutterbuck, 1988
		Mike Sunjevaric, 1986
4.	9	Taylor Haley, 1990
		Tyler Hall, 1987
		Brad Petzinger, 1986
5.	8	Peter Angelokostopoulos, 1996
6.	7	Mike Garibaldi, 1982
7.	6	Taylor Haley, 1992
		Norm Sinreich, 1983
		Kevin Konrad, 1981
		Bill Steins, 1981

MOST SWC ASSISTS, SEASON

1.	13	Brad Petzinger, 1986
2.	8	Jim Byall, 1982
3.	7	Andy Stanislo, 1992
		Mike Sunjevaric, 1985
4.	6	Kevin Fiala, 1995
		Dave Kysela, 1983
5.	5	Tony Soric, 1998
		Ryan Burke, 1997
		Tony Soric, 1996

MOST SWC POINTS, SEASON

1.	45	Brad Petzinger, 1986
2.	27	Tony Soric, 1998
		Mike Sunjevaric, 1986
3.	24	Tony Soric, 1997
4.	23	Ty Clutterbuck, 1988
5.	22	Taylor Haley, 1990
		Brad Petzinger, 1985
6.	20	Tyler Hall, 1987
7.	18	Peter Angelokostopoulos, 1996
		Mike Garibaldi, 1982
		Jim Byall, 1982
8.	16	Kevin Konrad, 1980

ALL-TIME SWC SCORING LEADERS

PLAYER	YEARS	GAMES	GOALS	ASSISTS	POINTS
Brad Petzinger	1984-86	36	25	19	69
Tony Soric	1995-98	26	27	12	66
Taylor Haley	1989-92	43	20	7	47
Tyler Hall	1985-87	36	15	6	36
Mike Sunjevaric	1985-87	36	12	11	35
Ryan Burke	1997-2000	28	10	13	33
Ty Clutterbuck	1986-88	38	11	5	27
Jim Byall	1981-82	20	6	11	23
Mike Garibaldi	1981-82	20	9	4	22
Justin Goepfert	1999-2002	28	7	5	19
Peter Angelokostopoulos	1995-96	14	8	3	19
James Hagedorn	2002-03	14	6	5	17
Keith Dasbach	1987-89	34	7	3	17
Andy Stanislo	1991-94	28	4	8	16
Kevin Clere	1991-92	14	6	4	16
Kevin Konrad	1981	10	6	4	16
Elliot Wheeler	2001-03	14	6	3	15
Norm Sinreich	1982-83	26	6	3	15

ALL-TIME SWC GOALKEEPING LEADERS

PLAYER	YEARS	GAMES	RECORD	SHUTOUTS	GOALS	AVG.	SAVES	%
Jim Waters	1980-81	10	7-3-0	6	8	0.80	56	.875
Ryan Sylvester	2002	7	3-3-1	1	7	1.00	51	.879
Matt Waitkus	2001	7	2-5-0	2	7	1.00	50	.877
John Allen	1997-2000	26	13-8-5	7	36	1.33	192	.842
Justin Schaefer	1995	9	4-3-2	3	13	1.44	68	.840
George Theodore	1986, 88	16	7-7-2	7	24	1.50	128	.842
Peter Barnhart	1982-83	10	6-3-1	3	19	1.90	71	.789
Chris Foutz	1984-86	27	13-10-4	5	53	1.96	234	.815
Dan Papajcik	1996	7	3-2-2	0	14	2.00	40	.741
Andy Thompson	1987	12	4-6-1	1	25	2.08	94	.790
Andy DeCrane	1993-94	12	2-10-0	1	27	2.25	120	.816
Brett Tomoff	2002-05	12	4-7-1	4	28	2.33	105	.789
Mike Moore	1982-84	14	5-6-3	4	35	2.50	180	.837
Ryan Jeppe	1990-92	27	6-19-2	4	69	2.56	168	.709
Rob Jinnett	1989	11	4-6-1	1	37	3.36	70	.654

more swc stats, all-time record v opponents, etc.

ALL-TIME RECORD v SWC OPPONENTS (in all conference formats, from 1981-2004)

	W-L-D	%	GOALS FOR-AGAINST	BIGGEST WIN	BIGGEST LOSS	LONGEST W/L STREAK
Amherst	16-4-5	.640	68-28	7-0 (1986)	0-4 (*93)	W 5 (1999-2003)
Avon Lake	18-12-7	.486	78-54	6-0 (1981)	0-5 (2004)	W 7 (1985-87)
Bay Village	13-33-10	.232	58-54	6-0 (1973)	1-6 (1999)	L 10 (1987-91)
Fairview	18-14-6	.474	71-52	9-0 (1981)	0-5 (1989)	W 4 (1995-98)
Medina	9-5-0	.643				L 3 (1984-85)
North Olmsted	8-27-8	.186	46-132	6-2 (1973)	0-11 (1984)	L 12 (1987-94)
Olmsted Falls	18-2-0	.900	69-27	8-1 (1998)	1-4 (1990)	W 11 (1995-2004)
Westlake	11-16-3	.367	78-61	7-1 (1985)	1-6 (1989)	L 5 (1993-97 & 1989-91)
SWC TOTALS	111-113-39		456-407			


ALL-TIME VARSITY RECORD v OPPONENTS (since 1970)

OPPONENT	W-L-D	%	STREAK	LAST MET
Akron Garfield	1-0-1	.500	D1	1971
Amherst	16-4-5	.640	D1	2004
*Avon	13-3-1	.765	L2	2012
Avon Lake	18-12-8	.474	D1	2007
Aurora	2-0-0	1.000	W2	2006
*Beachwood	1-1-1	1.000	L1	2012
*Bay	13-43-12	.191	L3	2012
*Benedictine	5-0-1	.833	W5	2012
Berea	6-1-0	.857	W1	1991
Brecksville	2-3-0	.400	L2	1973
Brookside	4-0-0	1.000	W4	2006
Brunswick	2-0-0	1.000	W2	1985
Brush	1-0-0	1.000	W1	1971
*Buckeye	5-0-0	1.000	W5	2012
*Cathedral Latin/NDCL	1-1-0	.500	L1	2012
*Chagrin Falls	5-9-7	.239	D2	2012
Cleveland Heights	3-0-0	1.000	W3	1980
Columbia	5-0-2	.714	W4	2005
Copley	1-1-0	.500	L1	1980
Cuyahoga Falls	2-0-0	1.000	W2	1971
Eastlake North	0-0-1	.000	D1	1979
*Elyria Catholic	6-10-2	.333	L2	2012
Elyria Christian	2-0-0	1.000	W2	1980
Euclyd	3-0-1	.750	W1	1974
*Fairview	27-15-6	.563	W4	2012
Findlay	1-1-0	.500	W1	1981
Firelands	17-3-0	.850	W13	2012
Garfield Heights	2-0-0	1.000	W2	1990
Gilmour Academy	18-2-2	.818	W2	2008
Hawken	7-2-1	.700	L1	1999
Holy Name	2-1-0	.667	W1	2011
Hudson	1-3-3	.143	L1	1977
Independence	6-0-1	.857	W2	2006
John Marshall	3-1-0	.750	W2	1977
Kenston	0-2-1	.000	L1	2011
Keystone	2-0-0	1.000	W2	2007
Lake Catholic	1-2-1	.250	L1	2009
Lake Ridge Academy	14-6-2	.636	L1	1998
*Lakewood	13-4-1	.722	L2	2012
Lorain	1-0-0	1.000	W1	1981
Lorain Admiral King	1-0-0	1.000	W1	1988
Lorain Catholic	10-3-5	.556	D1	2003
*Lutheran West	6-0-0	1.000	W6	2012
Maumee	1-0-0	1.000	W1	1978
Medina	9-5-0	.643	L3	1985
Medina Highland	2-0-0	1.000	W2	1988
Midpark	1-0-1	.500	W1	1993
*Midview	7-0-1	.875	W2	2012
New Market, Ontario	2-0-0	1.000	W2	1972
Normandy	3-0-0	1.000	W3	1992
North Olmsted	8-27-8	.186	L1	2003
*North Ridgeville	9-2-0	.818	W9	2012
North Royalton	4-7-1	.364	L3	1981
Norwalk	3-0-3	.500	D2	1998
Oberlin	27-2-2	.871	W1	2003
Olmsted Falls	19-2-0	.905	W12	2006
Open Door Christian Acad.	12-3-2	.706	W8	2003
Orange	4-2-1	.571	L2	2011
Padua	5-7-1	.385	L4	2008
Perry	2-0-1	.667	W2	1994
Revere	0-4-0	.000	L4	2010
John F. Rhodes	4-0-1	.800	W2	1976
Shaker Heights	10-4-0	.714	W1	1980
St. Edward	6-1-0	.857	W1	1983
St. Ignatius	3-7-1	.273	L4	1984
St. Peter Chanel	1-0-0	1.000	W1	1986
*St. Vincent-St. Mary	1-1-0	.500	L1	2012
Trinity	2-0-0	1.000	W2	1991
University School	3-3-3	.333	L2	2008
Valley Forge	2-0-0	1.000	W2	1992
*Vermilion	8-3-0	.727	W6	2012
Wellington	0-3-1	.000	L3	2009
Western Reserve Academy	2-2-1	.400	L1	1979
*Westlake	11-23-4	.289	L3	2012
West Geauga	2-2-0	.500	W1	2010
West Tech	4-3-1	.500	W1	1977

BOLDFACE INDICATES 2012 OPPONENTS
* INDICATES 2013 OPPONENTS



This is the official 2012 Alumni Game team photo. This year's game was held on Saturday, 4 August and was the 40th consecutive edition of the Alumni Game, making it the longest-running contest of its kind in the state. The 30 alums who showed up are the most we've seen since the mid-1990s. Among the participants were three Honeyman winners, two Corsetti award winners, five former captains, seven all-Greater Cleavelands, two all-Ohios and our only all-American. The group ranged in years from 1971 to 2012. The Evens, wearing the maroon shirts, broke a three-year streak of ties as they won this year's contest 4-1. Jon Huebner (class of '08) and Andy Weidner ('04) both scored twice for the winners and Kegan Sill ('11) scored the Odds' lone tally.



Sophomore Sutton Klodnick led the team in points, assists and tied for the team lead in goals. The last time the same player led the team in all three categories was 2004 when Tim Molnar won the team offensive triple crown. Sutton has a two-year total of 11 goals, 11 assists and 33 points and this year notched two game-winning goals and the game-tying free kick goal at Chagrin Falls.

season statistical leaders

SEASON OFFENSIVE STATISTICS LEADERS

YEAR	GOALS	ASSISTS	POINTS
1970	Roman Rosul - 32	Roman Rosul - 8	Roman Rosul - 72
1971	Alex Rosul - 13	Hugh Phillis - 3	Alex Rosul - 28
1972	Mike Gabel - 19	Hugh Phillis - 8	Mike Gabel - 43
1973	Alex Rosul - 12	Mike Gabel - 7	Alex Rosul/Mike Gabel - 29
1974	Phil Zak - 10	John Plagens - 8	Phil Zak - 24
1975	Mike Pampush - 8	Chuck Pampush - 7	Mike Pampush - 17
1976	Chuck Pampush - 10	Jim Bell/Chuck Pampush/Gary Yanochko - 3	Chuck Pampush - 23
1977	José Montealegre - 8	Bob Bry - 5	José Montealegre - 16
1978	Dave Fink - 18	Larry Fussner - 11	Dave Fink - 39
1979	Larry Fussner - 18	Jeff Miller - 11	Larry Fussner - 40
1980	Emil Rosul - 18	Ron Hausmann - 7	Emil Rosul - 41
1981	Bill Steins - 12	Parke Whinery - 6	Bill Steins - 24
1982	Mike Garibaldi - 15	Jim Byall - 14	Mike Garibaldi - 31
1983	Norm Sinreich - 13	Dave Kysela - 10	Norm Sinreich - 36
1984	Steve Kretz/Trevor Stohr - 6	Paul Goebel/Chris Frank - 3	Steve Kretz - 14
1985	Brad Petzinger - 16	Steve Weixel - 10	Brad Petzinger - 39
1986	Brad Petzinger - 32	Brad Petzinger - 24	Brad Petzinger - 88
1987	Tyler Hall - 23	Mike Sunjevaric - 9	Tyler Hall - 53
1988	Ty Clutterbuck - 16	Ty Clutterbuck - 7	Ty Clutterbuck - 39
1989	John Allen - 9	John Nix - 5	John Allen - 22
1990	Taylor Haley - 20	Tom Jalics - 10	Taylor Haley - 48
1991	Taylor Haley - 31	Tom Jalics - 15	Taylor Haley - 68
1992	Taylor Haley - 24	Taylor Haley - 10	Taylor Haley - 58
1993	Andy Stanislo - 19	Kevin Fiala - 8	Andy Stanislo - 42
1994	Andy Stanislo - 14	Andy Stanislo - 6	Andy Stanislo - 34
1995	Steve Dobler - 12	Kevin Fiala - 20	Kevin Fiala - 38
1996	Tony Soric/Peter Angelokostopoulos - 21	Doug Harper - 16	Tony Soric - 54
1997	Tony Soric - 31	Ryan Burke - 11	Tony Soric - 70
1998	Tony Soric - 23	Tony Soric - 16	Tony Soric - 62
1999	Ryan Burke - 9	Ryan Burke - 9	Ryan Burke - 27
2000	Ryan Burke - 17	Ryan Burke - 14	Ryan Burke - 48
2001	Justin Goepfert - 12	Petry Carte - 6	Justin Goepfert - 28
2002	Elliot Wheeler - 16	Justin Goepfert - 12	Justin Goepfert - 36
2003	Elliot Wheeler - 20	Elliot Wheeler - 11	Elliot Wheeler - 51
2004	Jordan Gourash/Tim Molnar - 6	Tim Molnar/Wesley Davis - 5	Tim Molnar - 17
2005	Cory Weidner - 18	Wesley Davis - 20	Cory Weidner - 49
2006	Wesley Davis - 36	Michael Clifford - 21	Wesley Davis - 85
2007	Jon Huebner/Owen Lamb - 5	Barry Goepfert - 6	Owen Lamb - 15
2008	Ari Hajro - 17	Barry Goepfert/Andrew Stanton - 7	Ari Hajro - 35
2009	Matt Garibaldi - 7	Andrew Stanton - 16	Andrew Stanton - 20
2010	Zack Hutton - 10	Matt Garibaldi - 12	Matt Garibaldi - 28
2011	Connor Turk - 6	Mark Moskwa - 12	Mark Moskwa - 22
2012	Sutton Klodnick/Jacob Wischmeier - 6	Sutton Klodnick - 7	Sutton Klodnick - 19

MOST POINTS SCORED, SEASON

1.	88	Brad Petzinger, 1986
2.	85	Wesley Davis, 2006
3.	72	Roman Rosul, 1970
4.	70	Tony Soric, 1997
5.	68	Taylor Haley, 1991
6.	62	Tony Soric, 1998
7.	59	Taylor Haley, 1992
8.	54	Tony Soric, 1996
9.	53	Kevin Clere, 1992
		Tyler Hall, 1987
10.	52	Peter Angelokostopoulos, 1996
11.	51	Elliot Wheeler, 2003
12.	49	Cory Weidner, 2005
13.	48	Ryan Burke, 2000
		Taylor Haley, 1990
14.	43	Mike Gabel, 1972
15.	42	Andy Stanislo, 1993

DID YOU KNOW... In our 42 seasons, only 11 juniors have ever led the team in goals, nine have led the team in assists and 11 were tops on the team in scoring. ... Three sophomores have led the team in goals. ... Only one freshman has ever led the team in assists - never in total points. ... We have had seven two-time goal leaders, seven two-time assist leaders and eight two-time points leaders. ... Twice, the same player has led the team in goals and in total points three years in a row - never in assists. ... Nine players have led the team in all three categories in the same season, including Ryan Burke who led the team in those three categories two years running.



Jacob Wischmeier tied for the team lead in goals this season, making him the first freshman to ever accomplish the feat in our 42 years of history. Of his six goals, three of them were game-winners and a fourth was a game-tying goal.

DID YOU KNOW... Only five sophomore keepers in school history have led the team in saves. ... It hasn't been that usual for two keepers to split time over the course of a season without injuries playing a part. In only three seasons did we have more than one player on the leaders chart. ... Two keepers have recorded more than ten wins in different seasons. ... Five goalies have recorded more than 100 saves in different seasons. ... Pirate goalies have logged 18 seasons with a goals against average lower than 1.25, and that's split up among 15 guys - three of whom did it twice.

SEASON GOALKEEPING STATISTICS LEADERS

YEAR	WINS	GOALS ALLOWED AVG.	SAVES
1970	Bill Andres - 11	Bill Andres - 0.60	Bill Andres - 90
1971	Jeff Kaiser - 7	Jeff Kaiser - 1.10	Jeff Kaiser - 98
1972	John Darst - 10	John Darst - 0.90	John Darst - 115
1973	Dave Yanochko - 10	Dave Yanochko - 1.40	Dave Yanochko - 146
1974	John Brandt - 12	John Brandt - 0.56	John Brandt - 133
1975	John Brandt - 11	John Brandt - 0.56	John Brandt - 58
1976	Doug Brewer - 10	Doug Brewer - 0.71	Doug Brewer - 59
1977	Paul Rolland - 6	Paul Rolland - 1.40	Paul Rolland - 48
1978	Ed Harper - 6	Ed Harper - 1.25	Dale Budd - 70
1979	Dale Budd - 11	Dale Budd - 2.60	Dale Budd - 135
1980	Jim Waters - 10	Jim Waters - 1.10	Jim Waters - 101
1981	Jim Waters - 13	Jim Waters - 1.15	Jim Waters - 152
1982	Peter Barnhart - 9	Peter Barnhart - 1.35	Peter Barnhart - 87
1983	Mike Moore - 5	Dave Harris - 1.29	Mike Moore - 175
1984	Chris Foutz - 4	Mike Moore - 1.90	Chris Foutz - 143
1985	Chris Foutz - 12	Chris Foutz - 1.26	Chris Foutz - 150
1986	Chris Foutz - 9	Chris Foutz - 1.38	Chris Foutz - 78
1987	Andy Thompson - 9	Andy Thompson - 1.70	Andy Thompson - 134
1988	George Theodore - 10	George Theodore - 1.33	George Theodore - 191
1989	Rob Jinnett - 6	Rob Jinnett - 2.21	Rob Jinnett - 107
1990	Ryan Jeppe - 6	Ryan Jeppe - 2.79	Ryan Jeppe - 107
1991	Ryan Jeppe - 9	Ryan Jeppe 1.50	Ryan Jeppe - 175
1992	Ryan Jeppe - 11	Ryan Jeppe - 0.50	Ryan Jeppe - 90
1993	Andy DeCrane - 4	Andy DeCrane - 1.70	Andy DeCrane - 138
1994	Andy DeCrane - 8	Andy DeCrane - 1.33	Andy DeCrane - 89
1995	Justin Schaefer - 13	Justin Schaefer - 0.89	Justin Schaefer - 78
1996	Dan Papajcik - 12	Dan Papajcik - 1.00	Dan Papajcik - 84
1997	John Allen - 7	John Allen - 1.68	John Allen - 100
1998	John Allen - 11	John Allen - 1.17	John Allen - 86
1999	John Allen - 10	John Allen - 1.50	John Allen - 124
2000	John Allen - 13	John Allen - 0.88	John Allen - 81
2001	Matt Waitkus - 7	Matt Waitkus - 1.01	Matt Waitkus - 69
2002	Ryan Sylvester - 10	Ryan Sylvester - 1.11	Ryan Sylvester - 99
2003	Brett Tomoff - 6	Brett Tomoff - 1.70	Brett Tomoff - 72
2004	Brett Tomoff - 12	Brett Tomoff - 1.88	Brett Tomoff - 109
2005	Brett Tomoff - 7	Brett Tomoff - 1.16	Brett Tomoff - 79
2006	Andrew Pease - 13	Andrew Pease - 1.00	Andrew Pease - 89
2007	David Rea - 6	Michael Kenny - 2.14	David Rea - 113
2008	Michael Kenny - 8	Michael Kenny - 1.50	Michael Kenny - 72
2009	Ian Taylor - 7	Ian Taylor - 1.32	Ian Taylor - 100
2010	Ian Taylor - 12	Ian Taylor - 1.00	Ian Taylor - 126
2011	Dominic Liva - 8	Dominic Liva - 1.61	Dominic Liva - 84
2012	Dominic Liva - 8	Dominic Liva - 2.00	Dominic Liva - 71

goalscoring statistics

MOST GOALS, CAREER

1.	83	Taylor Haley, 1989-92
2.	81	Tony Soric, 1995-98
3.	54	Wesley Davis, 2004-06
4.	51	Brad Petzinger, 1984-86
5.	42	Roman Rosul, 1968-70
6.	41	Elliot Wheeler, 2001-03
7.	40	Andy Stanislo, 1991-94
8.	39	Alex Rosul, 1971-73
9.	38	Tyler Hall, 1986-87
10.	36	Kevin Clere, 1991-92
11.	34	Mike Gabel, 1972-73
12.	33	Ryan Burke, 1997-2000
13.	30	Justin Goepfert, 1999-2002

MOST GOALS, SEASON

1.	36	Wesley Davis, 2006
2.	32	Brad Petzinger, 1986 Roman Rosul, 1970
3.	31	Tony Soric, 1997 Taylor Haley, 1991
4.	24	Taylor Haley, 1992
5.	23	Tony Soric, 1998 Tyler Hall, 1987
6.	21	Peter Angelokostopoulos, 1996 Tony Soric, 1996 Kevin Clere, 1992
7.	20	Elliot Wheeler, 2003 Taylor Haley, 1990
8.	19	Andy Stanislo, 1993 Mike Gabel, 1972
9.	18	Cory Weidner, 2005 Emil Rosul, 1980 Larry Fussner, 1979 Dave Fink, 1978
10.	17	Ari Hajro, 2008 Ryan Burke, 2000 Alex Tsirambidis, 1980

LONGEST GOAL-SCORING STREAK

1.	11	Roman Rosul, 1970 (32 goals scored)
2.	10	Wesley Davis, 2006 (19)
3.	9	Brad Petzinger, 1986 (15)
4.	8	Cory Weidner, 2005 (13)
5.	7	Taylor Haley, 1992 (16) Ty Clutterbuck, 1988 (8) Alex Rosul, 1972-73 (17)
6.	6	Tony Soric, 1998 (12) Peter Angelokostopoulos, 1996 (10) Dave Fink, 1978 (9)
7.	5	Elliot Wheeler, 2003 (9) Ryan Burke, 2000 (8) Tony Soric, 1997 (13) Tony Soric, 1996 (10) Taylor Haley, 1991 (12) Taylor Haley, 1990 (10) Mike Sunjevaric, 1986 (8) Norm Sinreich, 1984 (8) Alex Rosul, 1973 (9)

MOST MULTI-GOAL GAMES, CAREER

1.	24	Tony Soric, 1995-98 Taylor Haley, 1989-92
2.	18	Brad Petzinger, 1984-86
3.	14	Wesley Davis, 2004-06
4.	11	Elliot Wheeler, 2001-03 Kevin Clere, 1991-92 Alex Rosul, 1971-73
5.	10	Ryan Burke, 1997-2000 Andy Stanislo, 1991-94 Tyler Hall, 1986-87
6.	9	Larry Fussner, 1978-79 Bryce Sylvester, 2000-03

MOST MULTI-GOAL GAMES, SEASON

1.	12	Brad Petzinger, 1986
2.	10	Wesley Davis, 2006
3.	9	Tony Soric, 1997 Taylor Haley, 1991
4.	8	Taylor Haley, 1990 Tyler Hall, 1987 Roman Rosul, 1970
5.	7	Elliot Wheeler, 2003 Tony Soric, 1998 Tony Soric, 1996 Kevin Clere, 1992 Alex Rosul, 1972
6.	6	Colin Mooney, 2006 Cory Weidner, 2005 Bryce Sylvester, 2003 Brad Petzinger, 1985 Larry Fussner, 1979

MOST FIVE-GOAL GAMES, CAREER

1.	1	Craig Holmes, 1996-98 Taylor Haley, 1989-92 Emil Rosul, 1978-80 Roman Rosul, 1970
----	---	--

MOST FOUR-GOAL GAMES, CAREER

1.	5	Taylor Haley, 1989-92
2.	3	Wesley Davis, 2004-06 Tony Soric, 1995-98
3.	2	Andy Stanislo, 1991-94
4.	1	5 players tied

MOST THREE-GOAL GAMES, CAREER

1.	5	Tyler Hall, 1986-87 Larry Fussner, 1978-79
2.	4	Elliot Wheeler, 2001-03 Kevin Clere, 1991-92 Taylor Haley, 1989-92 Roman Rosul, 1970
3.	3	Wesley Davis, 2004-06 Justin Goepfert, 1999-2002 Tony Soric, 1995-98 Peter Angelokostopoulos, 1994-96
4.	2	6 players tied
5.	1	22 players tied

MOST TWO-GOAL GAMES, CAREER

1.	18	Tony Soric, 1995-98
2.	16	Brad Petzinger, 1984-86
3.	14	Taylor Haley, 1989-92
4.	9	Alex Rosul, 1971-73 Bryce Sylvester, 2000-03
5.	8	Wesley Davis, 2004-06 Ryan Burke, 1997-2000
6.	7	Elliot Wheeler, 2001-03
7.	6	3 players tied
8.	5	8 players tied
9.	4	5 players tied
10.	3	9 players tied

THE PIRATES' ALL-TIME LEADING SCORERS

PLAYER	YEARS	GOALS	ASSISTS	POINTS
Tony Soric	1995-98	81	39	201
Taylor Haley	1989-92	83	27	193
Wesley Davis	2004-06	54	38	146
Brad Petzinger	1984-86	51	33	135
Ryan Burke	1997-2000	33	45	111
Andy Stanislo	1991-94	40	24	104
Elliot Wheeler	2001-03	41	18	100
Roman Rosul	1968-70	42	16	100
Alex Rosul	1970-73	39	15	93
Kevin Clere	1991-92	36	20	92
Tyler Hall	1985-87	38	15	91
Mike Gabel	1970-73	34	17	85
Justin Goepfert	1999-2002	30	23	83
Mike Sunjevaric	1985-87	26	24	76
Larry Fussner	1978-79	28	15	71
Craig Holmes	1996-98	24	16	64
Kevin Fiala	1993-95	15	34	64
Alex Tsirambidis	1979-80	27	9	63
Bryce Sylvester	2000-03	25	11	61
Cory Weidner	2003-05	21	18	60
Peter Angelokostopoulos	1995-96	25	10	60
Colin Mooney	2004-06	21	15	57
Emil Rosul	1977-80	24	9	57
Mike Pampush	1972-74	23	9	55
Dave Fink	1977-78	23	5	51
John McClain	1968-70	22	5	49
Mike Garibaldi	1981-82	20	8	48
Tim Molnar	2004-05	15	17	47
Ty Clutterbuck	1987-88	19	8	46

From 2004 to 2006, Wesley Davis terrorized opposing defenses as an integral member of two of the highest-scoring teams in school history. He holds the school record for most goals scored in a season, and also has his name in the top five in 14 different offensive categories.



assist statistics

MOST ASSISTS, CAREER

1.	45	Ryan Burke, 1997-2000
2.	39	Tony Soric, 1995-98
3.	38	Wesley Davis, 2004-06
4.	34	Kevin Fiala, 1993-95
5.	33	Brad Petzinger, 1984-86
6.	27	Taylor Haley, 1989-1992
7.	25	Tom Jalics, 1990-91
8.	24	Barry Goepfert, 2006-08 Andy Stanislo, 1991-94 Mike Sunjevaric, 1985-87
9.	23	Andrew Stanton, 2007-09 Justin Goepfert, 1999-2002
10.	22	Michael Clifford, 2005-06
11.	21	Doug Harper, 1993-95
12.	20	Kevin Clere, 1991-92

MOST ASSISTS, SEASON

1.	24	Brad Petzinger, 1986
2.	21	Michael Clifford, 2006
3.	20	Wesley Davis, 2005 Kevin Fiala, 1995
4.	16	Andrew Stanton, 2009 Doug Harper, 1996 Tony Soric, 1998
5.	15	Tom Jalics, 1991
6.	14	Ryan Burke, 2000 Andy Stanislo, 1993 Mike Sunjevaric, 1986 Jim Byall, 1982
7.	13	Wesley Davis, 2006 Cory Weidner, 2005
8.	12	Mark Moskwa, 2011 Matt Garibaldi, 2010 Tim Molnar, 2005 Justin Goepfert, 2002 Tony Soric, 1996
9.	11	Barry Goepfert, 2006 Elliot Wheeler, 2003 Ryan Burke, 1998 Ryan Burke, 1997 Kevin Clere, 1992 Taylor Haley, 1992 Larry Fussner, 1978
10.	10	Colin Mooney, 2006 James Hagedorn, 2003 Peter Angelokostopoulos, 1996 Taylor Haley, 1991 John Berry, 1992 Taylor Haley, 1990 Steve Weixel, 1985 Dave Kysela, 1983

LONGEST ASSIST STREAK

1.	6	Ryan Burke, 2000 (9 assists)
2.	5	Wesley Davis, 2006 (6) Kevin Fiala, 1995 (9)
3.	4	Brad Petzinger, 1986 (5) Michael Clifford, 2006 (8)
4.	3	Matt Garibaldi, 2010 (4) Kyle Lamb, 2010 (3) Mark Moskwa, 2010 (3) Barry Goepfert, 2008 (3) Michael Clifford, 2006 (3) Wesley Davis, 2005 (5) Tom Jalics, 1991 (5) Mike Sunjevaric, 1986 (5)

MOST MULTI-ASSIST GAMES, CAREER

1.	11	Tony Soric, 1995-98
2.	10	Brad Petzinger, 1984-86
3.	8	Wesley Davis, 2004-06 Ryan Burke, 1997-2000
4.	7	Michael Clifford, 2005-06 Kevin Fiala, 1993-95 Tom Jalics, 1990-91
5.	6	Taylor Haley, 1989-92 Mike Sunjevaric, 1985-87
6.	5	Andrew Stanton, 2007-09 Tim Molnar, 2004-05 James Hagedorn, 2002-03 Petry Carte, 1999-2002 Doug Harper, 1993-95 Kevin Clere, 1991-92 Jim Byall, 1981-82
7.	4	Mark Moskwa, 2009-11 Matt Garibaldi, 2009-10 Barry Goepfert, 2006-08 Andy Stanislo, 1991-94
8.	3	6 players tied - most recently Sutton Klodnick, 2011-present
9.	2	22 players tied
10.	1	46 players tied - most recently Liam Duncan, 2012-present Tristan Smith, 2010-2012

MOST MULTI-ASSIST GAMES, SEASON

1.	7	Michael Clifford, 2006
2.	6	Brad Petzinger, 1986 Wesley Davis, 2005 Tony Soric, 1998
3.	5	Doug Harper, 1996 Kevin Fiala, 1995
4.	4	10 players tied, most recently Mark Moskwa, 2011 Matt Garibaldi, 2010 Andrew Stanton, 2009 Tim Molnar, 2005 James Hagedorn, 2003
5.	3	10 players tied

MOST FOUR-ASSIST GAMES, CAREER

1.	1	Kevin Fiala, 1993-95 Andy Stanislo, 1991-94 Kevin Clere, 1991-92 Tom Jalics, 1990-91 Mike Sunjevaric, 1985-87 Brad Petzinger, 1984-86 Alex Rosul, 1970-73
----	---	---

MOST THREE-ASSIST GAMES, CAREER

1.	3	Wesley Davis, 2004-06
2.	2	Andrew Stanton, 2007-09 Michael Clifford, 2005-06 Kevin Clere, 1991-92 Tom Jalics, 1990-91
3.	1	Trent Newby, 2011-present Sutton Klodnick, 2011-present Andrew Triplett, 2008-09 Danny Goepfert, 2003-05 James Hagedorn, 2002-03 Petry Carte, 1999-2002 David Wacker, 1997-99 Tony Soric, 1995-98 Kevin Fiala, 1993-95 John Berry, 1991-92 Will Rankin, 1989-91 David Casselberry, 1991-92 Jim Byall, 1981-82 Mark Fertig, 1980-81 Kevin Konrad, 1980-81 Larry Fussner, 1978-79 John Plagens, 1973-74 Lars Vatten, 1968-70

MOST TWO-ASSIST GAMES, CAREER

1.	6	Ryan Burke, 1997-2000 Tony Soric, 1995-98
2.	5	Michael Clifford, 2005-06 Wesley Davis, 2004-06 Kevin Fiala, 1993-95 Tom Jalics, 1990-91 Brad Petzinger, 1984-86
3.	4	Mark Moskwa, 2009-11 Matt Garibaldi, 2009-10 Taylor Haley, 1989-92 Mike Sunjevaric, 1985-87
4.	3	Andrew Stanton, 2007-09 Justin Goepfert, 1999-2002 Doug Harper, 1993-95 Alex Rosul, 1971-73
5.	2	20 players tied - most recently Sutton Klodnick, 2011-present
6.	1	29 players tied - most recently Liam Duncan, 2012-present Tristan Smith, 2010-2012

THE ROCKPORT CUP

After Bay, the team that Rocky River has played the most in its boys soccer history is Fairview. The rivalry dates back to 1981, when the Pirates defeated the first-year Warriors' team 6-0 with the help of a Kevin Konrad hat trick. Since then, the two schools have played 48 times, including 34 matches as members of the Southwestern Conference, six as members of the West Shore Conference, one more non-conference game and five OHSAA playoff contests.

Fairview left the WSC after the 2010 school year and while Coach Zerby and Warriors Head Coach Dave Snow had planned to continue the rivalry, the two decided that it would be a neat idea to create a trophy that the winning team would hold onto for the year in between contests. These past two years, River and Fairview have met to kick off the season to challenge for the Rockport Cup (seen in the photo on the left with 2012 River captains Tristan Smith and Trent Newby), named after Rockport Township from which both cities were created back in the early 1900s.

The Pirates have won the Cup both years by 2-1 scorelines. At Fairview last year, the Maroon and White rebounded from giving up an early goal with scores from Connor Turk and Matt Siwkiewicz. This year at home, Sutton Klodnick scored first before the visitors tied things and Nathaniel O'Halla won it late. The series can boast of two very exciting and well-played games so far. Here's hoping that continues in 2013!



goalkeeping statistics

MOST VICTORIES, CAREER

1.	41	John Allen, 1997-2000
2.	26	Ryan Jeppe, 1990-92
3.	25	Brett Tomoff, 2002-05
		Jim Waters, 1979-81
4.	23	Chris Foutz, 1984-86
5.	19	Ian Taylor, 2008-10
6.	16	Justin Schaefer, 1994-95
7.	15	Dominic Liva, 2010-present
		George Theodore, 1986-88
		John Brandt, 1973-75
8.	14	Dale Budd, 1977-79
9.	13	Andrew Pease, 2004-06
		Ryan Sylvester, 2001-02
		Dan Papajcik, 1995-96
10.	12	Andy DeCrane, 1993-94

LOWEST GOALS AGAINST AVERAGE, SEASON

1.	0.50	Ryan Jeppe, 1992
2.	0.56	John Brandt, 1975
		John Brandt, 1974
3.	0.60	Bill Andres, 1970
4.	0.71	Doug Brewer, 1976
5.	0.88	John Allen, 2000
6.	0.89	Brett Tomoff, 2005
		Justin Schaefer, 1995
7.	1.00	Ian Taylor, 2010
		Andrew Pease, 2006
		Dan Papajcik, 1996
8.	1.01	Matt Waitkus, 2001
9.	1.10	Jim Waters, 1980
		Jeff Kaiser, 1971
10.	1.12	Ryan Sylvester, 2002

MOST SHUTOUTS, CAREER

1.	22	John Allen, 1997-2000
2.	18	Jim Waters, 1979-81
3.	17	John Brandt, 1973-75
4.	16	Ian Taylor, 2008-10
5.	15	Brett Tomoff, 2002-05
		Ryan Jeppe, 1990-92
6.	12	George Theodore, 1986-88
7.	10	Andy DeCrane, 1993-94
8.	9	Andrew Pease, 2004-06
		Chris Foutz, 1984-86
9.	8	Dominic Liva, 2010-present
		Dale Budd, 1977-79
		Doug Brewer, 1974-76
10.	7	Michael Kenny, 2007-08
		Mike Moore, 1982-84

BEST WINNING %, CAREER (min. 10 decisions)

1.	.769 (10-1-2)	John Darst, 1971-72
		Dave Yanochko, 1972-73
2.	.700 (7-1-2)	Jeff Kaiser, 1970-71
3.	.684 (13-3-3)	Andrew Pease, 2004-06
4.	.667 (16-5-3)	Justin Schaefer, 1993-95
5.	.650 (13-5-2)	Ryan Sylvester, 2001-02
6.	.625 (15-7-2)	John Brandt, 1973-75
7.	.603 (41-15-12)	John Allen, 1997-2000
8.	.600 (24-9-7)	Jim Waters, 1979-81
9.	.590 (23-11-5)	Chris Foutz, 1984-86
10.	.588 (10-3-4)	Doug Brewer, 1976
	.588 (10-6-1)	Peter Barnhart, 1981-82

FEWEST GOALS AGAINST, CAREER, (min. 25 games)

1.	21	John Brandt, 1973-75 (24 games)
2.	26	Ryan Sylvester, 2001-02 (24)
		Pete Barnhart, 1981-82 (26)
3.	28	Justin Schaefer, 1994-95 (26)
4.	34	George Theodore, 1986-88 (30)
5.	36	Michael Kenny, 2007-08 (21)
6.	44	Andy DeCrane, 1993-94 (30)
7.	45	Jim Waters, 1979-81 (44)
8.	49	Mike Moore, 1982-84 (31)
9.	50	Ian Taylor, 2008-10 (43)
10.	65	Dale Budd, 1977-79 (33)

MOST SHUTOUTS, SEASON

1.	11	Jim Waters, 1981
2.	10	Ian Taylor, 2010
3.	9	John Allen, 1999
		Ryan Jeppe, 1992
		George Theodore, 1988
		John Brandt, 1974
4.	8	Andrew Pease, 2006
		Dale Budd, 1979
		Doug Brewer, 1976
5.	7	John Allen, 2000
		Jim Waters, 1980
		John Brandt, 1975

BEST GOALS ALLOWED AVERAGE, CAREER

1.	0.62	John Brandt, 1973-75
2.	0.79	Andrew Pease, 2004-06
3.	1.02	Jim Waters, 1979-81
4.	1.07	Justin Schaefer, 1994-95
5.	1.09	Ryan Sylvester, 2002-03
6.	1.13	George Theodore, 1986-88
7.	1.28	Ian Taylor, 2008-10
8.	1.29	Brett Tomoff, 2002-05
9.	1.30	John Allen, 1997-2000
10.	1.46	Andy DeCrane, 1993-94
11.	1.58	Mike Moore, 1982-84

FEWEST GOALS AGAINST, SEASON, (min. 15 games)

1.	9	Ryan Jeppe, 1992 (18 games)
		John Brandt, 1975 (16)
		John Brandt, 1974 (16)
2.	11	Doug Brewer, 1976 (17)
3.	15	John Allen, 2000 (17)
4.	16	Matt Waitkus, 2001 (17)
5.	17	Brett Tomoff, 2005 (19)
		Justin Schaefer, 1995 (17)
6.	18	Ed Harper, 197? (17)
7.	19	Ryan Sylvester, 2002 (17)
		Dan Papajcik, 1996 (19)
		Jim Waters, 1980 (17)
8.	21	John Allen, 1998 (18)
9.	22	Paul Rolland, 1973 (15)
10.	23	Jim Waters, 1981 (22)

MOST CONSECUTIVE SHUTOUTS

1.	5	John Allen, 1999
2.	4	Ian Taylor, 2010
		Michael Kenny, 2008
		John Allen, 1999
		John Allen, 1998
		Ryan Jeppe, 1992
		Jim Waters, 1980
		Doug Brewer, 1976
3.	3	Dominic Liva, 2012
		Dominic Liva, 2011
		Ian Taylor, 2009



This season, junior goalkeeper Dominic Liva jumped over one of his coaches on the list for career wins and over another on the list for career shutouts. His 15 career victories are now three more than Goalkeeper Coach Andy DeCrane compiled. After five shutouts last season, Liva authored three more in 2012 to move up to 9th place, one ahead of First Team Coach Mike Moore. If the boys have an average year next year, he should be able to jump up over DeCrane in that category, who sits in 7th place with ten clean sheets.



Ian Taylor racked up the most single-season shutouts in 39 years when he authored ten clean-sheets in 2010. He also posted a single-season school record for save percentage that season, stopping more than 86% of the shots he faced.

goalkeeping statistics

HIGHEST SAVE %, CAREER (min. 125 shots faced)

1.	.931	John Brandt, 1973-75
2.	.930	John Darst, 1971-72
3.	.910	Jeff Kaiser, 1970-71
4.	.890	Dave Yanochko, 1972-73
5.	.865	George Theodore, 1986-88
6.	.855	Mike Moore, 1982-84
7.	.850	Jim Waters, 1979-81
8.	.838	Andy DeCrane, 1993-94
9.	.832	Ryan Sylvester, 2002-03
10.	.831	Andrew Pease, 2004-06
11.	.830	Ian Taylor, 2008-10
12.	.829	Chris Foutz, 1984-86
13.	.818	Justin Schaefer, 1993-95
14.	.807	Andy Thompson, 1987
15.	.800	Brett Tomoff, 2002-05

HIGHEST SAVE %, SEASON (min. 75 shots faced)

1.	.937	John Brandt, 1975
2.	.928	John Darst, 1972
3.	.918	Bill Andres, 1970
4.	.909	Ryan Jeppe, 1992
5.	.907	Jeff Kaiser, 1971
6.	.900	Dave Harris, 1983
7.	.890	Dave Yanochko, 1973
8.	.872	George Theodore, 1988
9.	.869	Ian Taylor, 2010
		Jim Waters, 1981
10.	.866	Doug Brewer, 1976
		John Brandt, 1974
11.	.859	Mike Moore, 1984
12.	.852	Andy DeCrane, 1994
13.	.843	John Allen, 2000
14.	.839	Ryan Sylvester, 2002
15.	.842	Jim Waters, 1980

MOST SAVES, CAREER

1.	391	John Allen, 1997-2000
2.	372	Ryan Jeppe, 1990-92
3.	371	Chris Foutz, 1984-86
4.	308	John Brandt, 1973-75
5.	289	Mike Moore, 1982-84
6.	264	Brett Tomoff, 2002-05
7.	255	Jim Waters, 1979-81
8.	244	Ian Taylor, 2008-10
9.	218	George Theodore, 1986-88
10.	205	Dale Budd, 1977-79

MOST SAVES, SEASON


1.	191	George Theodore, 1988
2.	175	Ryan Jeppe, 1991
		Mike Moore, 1983
3.	152	Jim Waters, 1981
4.	150	Chris Foutz, 1985
5.	146	Dave Yanochko, 1973
6.	143	Chris Foutz, 1984
7.	138	Andy DeCrane, 1993
8.	135	Dale Budd, 1979
9.	134	Andy Thompson, 1987
10.	133	John Brandt, 1975

MOST SAVES, GAME

1.	26	Mike Moore, @ North Olmsted, 1983
2.	23	Jeff Kaiser, v Bay, 1971
3.	21	John Darst, @ Euclid, 1972
4.	18	David Rea, @ Wellington, 2007
		Dan Papajcik, @ North Olmsted, 1996
		Andy DeCrane, v Avon Lake, 1993
		Andy Thompson, @ North Olmsted, 1987
		John Brandt, v Chagrin Falls, 1975;
		v North Royalton, 1974
5.	17	Chris Foutz, @ Bay, 1986;
		v St. Ignatius, 1986
		Jim Waters, v University School, 1981
		Dale Budd, @ Bay, 1978



Ryan Jeppe started every game in goal for the 1990-92 seasons, a streak of 58 games. He holds the school record for lowest single-season goals against average at 0.50, when he allowed nine goals in 18 games his senior year. He's also in the top ten in seven other statistical categories.



This season, we had two father-son duos join a unique group among our varsity lettermen. Senior Tyler Stohr and his dad Jeff, and senior Mason Wilhelmy and his dad Brent, joined a considerable list of fathers and sons who have both earned letters in the varsity maroon and white. Within the next couple years, we should be able to add two more duos to this list - Travis Stohr should be joining his brother and Dad, along with Tom and Matt Goepfert and Mike and Kyle Moore. Below is the list, along with the players' graduation years and the family's combined scoring stats:

FATHER

Tom Hoffman ('70)
 Tim Rickard ('70)
 Jim Moran ('72)
 Rob Davis ('73)
 Tom Preslan ('74)
 Dan Gourash ('76)
 John Brandt ('76)
 Pat Burke ('77)
 Jeff Stohr ('81)
 Mike Garibaldi ('83)
 Brent Wilhelmy ('83)

SON(S)

Jesse ('10)
 Allen ('98)
 J.P. ('96)
 Ryan ('03) & Jeff ('05)
 Lee ('04)
 Jordan ('05)
 Axel ('06)
 Ryan ('01) & Kevin ('03)
 Tyler ('13)
 Matt ('10)
 Mason ('13)

STATS

25 games, 2 goals, 0 assists
 60 games, 4 goals, 8 assists
 51 games, 5 goals, 10 assists
 78 games, 8 goals, 8 assists
 31 games, 0 goals, 0 assists, 2 shutouts
 89 games, 19 goals, 8 assists
 58 games, 2 goals, 1 assist, 17 shutouts
 143 games, 35 goals, 46 assists
 53 games, 2 goals, 1 assist
 79 games, 35 goals, 20 assists
 29 games, 0 goals, 1 assists



all-time playoff results & stats

YEAR	SCORE	OPPONENT	GOALSCORERS
2012	L 0-4	@ Bay	
	W 4-3	Firelands	Duncan, Wischmeier, Smith, T. Newby
2011	L 2-3 ot	@ Bay	Sp. Klodnick, Siwkiewicz
	W 5-0	Firelands	Sp. Klodnick 2, Turk, O'Halla, Cannon
2010	L 1-4	@ Elyria Catholic	Moskwa
	W 1-0	@ Avon	Lamb
	W 5-0	Fairview	Moskwa 2, Lamb, Garibaldi, Hutton
2009	L 1-2	@ Bay	Van Atta
	W 2-0	@ Avon	Sill, Triplett
	W 1-0	@ Elyria Catholic	Pescatrice
	W 3-1	Vermilion	Hall, Garibaldi, Pescatrice
2008	L 2-3 ot	@ Wellington	Hajro, Triplett
	W 1-0 2ot	Fairview	Ryan
2007	L 0-4	@ Wellington	
	W 7-2	Keystone	Huebner 2, O. Lamb 2, B. Weidner 2, own goal
2006	L 2-3	Revere	W. Davis, Conway
	W 8-0	Brookside	W. Davis 4, Conway, Clifford, Keller, Saunders
2005	L 0-2	@ Bay	
	W 4-1	Olmsted Falls	T. Molnar 2, W. Davis 2
	W 5-0	Firelands	C. Weidner 3, W. Davis, Conway
2004	L 0-3	@ Vermilion	
2003	L 1-5	@ Bay	Hagedorn
	W 10-0	Keystone	Wheeler 3, J. Gourash 3, J. Davis, B. Sylvester, A. Weidner, C. Weidner
2002	L 1-4	@ Bay	B. Sylvester
	W 7-0	Buckeye	Carte 2, B. Sylvester 2, Wheeler 2, Hagedorn
2001	D 0-0	@ Bay	[L 3-4 on penalty kicks]
	W 3-2 ot	@ Buckeye	J. Goepfert, N. Molnar, Wheeler
	W 3-1	Olmsted Falls	J. Goepfert, Carte
2000	L 0-1	North Ridgeville	
	W 2-0	Firelands	R. Burke, J. Goepfert
1999	L 1-6	@ Bay	Rottenborn
	W 2-1	@ Oberlin	J. Goepfert, Brearton
	W 2-1	@ Firelands	R. Burke, Brearton
	W 2-0	Brookside	R. Burke, A. Goepfert
1998	D 2-2	Fairview	Rickard, Soric [L 3-4 on penalty kicks]
	W 2-0	Firelands	Soric 2
1997	D 3-3	@ Elyria Catholic	Soric 2, R. Burke [L 3-4 on penalty kicks]
	W 3-1	Lorain Catholic	Soric, C. Holmes, R. Burke
	W 3-2	Fairview	Soric 2, Bacon
1996	D 0-0	Elyria Catholic	[L 3-4 on penalty kicks]
	W 9-1	Avon	Angelokostopoulos 3, Soric 2, Harper, C. Holmes, Moran, Ranalli
	D 0-0	Lorain Catholic	[W 3-2 on penalty kicks]
1995	L 2-3	@ Open Door	Soric 2
	W 9-0	Brookside	Dobler 3, K. Fiala 2, Angelokostopoulos, Jelovic, Harper, Soric, Westley
	W 3-1	Elyria Catholic	Dobler 2, Jelovic
1994	L 0-1	Elyria Catholic	
	W 6-0	Avon	A. Stanislo 3, K. Fiala 2, K. Holmes
1993	L 1-2	Firelands	A. Stanislo
1992	L 1-3	Lorain Catholic	Clere
	W 5-0	Firelands	Clere 3, Haley Berry
1991	L 2-4	@ Bay	Clere, Haley
	W 3-2	Olmsted Falls	Haley 3
	W 4-1	@ Lorain Catholic	Clere 2, Haley 2
	W 9-0	Lutheran West	Haley 5, Casselberry, Clere, Jackson, A. Stanislo
1990	L 0-3	@ Elyria Catholic	
	W 3-1	Trinity	Haley 2, Martin
1989	L 0-4	@ Bay	
1988	L 2-3	@ Lorain Catholic	Clutterbuck, Allen
	D 0-0	Benedictine	[W 4-2 on penalty kicks]
	W 3-1	Highland	Clutterbuck 3
1987	L 3-4	Avon Lake	T. Hall 3
	W 3-1	Highland	Dasbach, T. Hall, Mike Sujevaric
1986	L 1-3	Chagrin Falls	Petzinger
	W 3-0	Fairview	T. Hall, D. Konrad, I. Lesheim
	W 8-0	St. Peter Chanel	Petzinger 4, T. Hall 2, Mike Sunjevaric
1985	L 1-2	Bay	Petzinger
1984	L 1-6	St. Ignatius	Stohr
1983	L 1-4	St. Ignatius	Goebel
	W 2-0	@ Medina	Sinreich, Goebel
	W 5-0	Avon Lake	Sinreich 3, Fitzgerald, Goebel
1982	L 1-2	North Ridgeville	Erml
1981	L 2-3	@ North Royalton	Steins, Whinery
	W 2-1	St. Ignatius	Steins, Byall
	D 0-0	St. Edward	[W 5-1 on penalty kicks]
1980	L 0-1	@ North Royalton	
	W 4-1	Berea	Tsirambidis, Sperli, E. Rosul, B. Lesheim
1979	L 1-2	Eastlake North	Fussner
	W 4-0	Shaker Heights	Fussner 3, E. Rosul
	W 4-0	Hawken	Fussner 3, E. Rosul
1978	L 1-2	Bay	Fussner
	W 4-1	Lakewood	Fussner 2, Fink, Anderson
	W 4-1	@ Shaker Heights	Fussner 2, Fink, Plagens
1977	L 1-3	Kuhn	
1976	L 0-1	West Tech	
	W 4-1	John F. Rhodes	Bell 3, C. Pampush
1975	L 0-1	John Marshall	
	W 1-0	@ Bay	C. Pampush
1974	L 0-1	West Tech	
	W 3-0	John Marshall	Ruppert, Burton
1973	L 0-3	Brecksville	

ALL-TIME VARSITY RECORD

v PLAYOFF OPPONENTS

OPPONENT	W-L-D	%	LAST
Firelands	8-1-0	.888	2012
Avon	4-0-0	1.000	2010
Fairview	4-0-1	.800	2010
Brookside	3-0-0	1.000	2006
Buckeye	3-0-0	1.000	2002
Olmsted Falls	3-0-0	1.000	2005
Highland	2-0-0	1.000	1988
Keystone	2-0-0	1.000	2007
Shaker Heights	2-0-0	1.000	1979
Lorain Catholic	2-2-1	.400	1997
Elyria Catholic	2-3-2	.286	2010
Berea	1-0-0	1.000	1980
St. Peter Chanel	1-0-0	1.000	1986
Hawken	1-0-0	1.000	1979
Lakewood	1-0-0	1.000	1978
Lutheran West	1-0-0	1.000	1991
Medina	1-0-0	1.000	1983
Oberlin	1-0-0	1.000	1999
John F. Rhodes	1-0-0	1.000	1976
Trinity	1-0-0	1.000	1990
Avon Lake	1-1-0	.500	1987
John Marshall	1-1-0	.500	1975
Vermilion	1-1-0	.500	2009
St. Ignatius	1-2-0	.333	1984
Bay	1-12-1	.071	2012
Benedictine	0-0-1	.000	1988
St. Edward	0-0-1	.000	1981
Brecksville	0-1-0	.000	1973
Chagrin Falls	0-1-0	.000	1986
Eastlake North	0-1-0	.000	1979
Open Door	0-1-0	.000	1995
Revere	0-1-0	.000	2006
Wellington	0-2-0	.000	2008
North Ridgeville	0-2-0	.000	2000
North Royalton	0-2-0	.000	1981
West Tech	0-2-0	.000	1976

NOTE: any game decided on penalty kicks is considered a draw

90 games: 48-36-7 (.527)

231 goals for 130 goals against
 (2.54 gpg) (1.43 gpg)
 16 shutouts against 30 shutouts for
 7 penalty kick shootouts (3 won, 4 lost)



Junior co-captain Trent Newby sits alone in third place among all Pirates with four career playoff assists. He had three in a 5-0 win over Firelands last year and then added another in this year's 4-3 victory over Firelands, to go along with a goal.

more playoff stats & pro pirates

ALL-TIME PLAYOFF SCORING LEADERS

PLAYER	YEARS	GAMES	GOALS	ASSISTS	POINTS
Taylor Haley	1989-92	9	14	4	32
Tony Soric	1995-98	11	13	5	31
Larry Fussner	1978-79	6	12	3	27
Brad Petzinger	1984-86	5	9	6	24
Tyler Hall	1986-87	6	10	3	23
Wesley Davis	2004-06	6	8	6	20
Kevin Clere	1991-92	6	8	3	19
Ryan Burke	1997-2000	11	4	6	14
Kevin Fiala	1993-95	6	4	6	14
Elliot Wheeler	2001-03	7	6	1	13
Mark Moskwa	2009-11	9	3	6	12
Bryce Sylvester	2000-03	9	4	3	11
Justin Goepfert	1999-2002	11	4	3	11
Andy Stanislo	1991-94	9	5	1	11
Peter Angelokostopoulos	1995-96	6	4	2	10

ALL-TIME PLAYOFF GOALSCORING LEADERS

1.	14	Taylor Haley, 1989-92 (9 games)
2.	13	Tony Soric, 1995-98 (11)
3.	12	Larry Fussner, 1978-79 (6)
4.	10	Tyler Hall, 1986-87 (6)
5.	9	Brad Petzinger, 1985-86 (5)
6.	8	Wesley Davis, 2004-06 (6) Kevin Clere, 1991-92 (6)
7.	6	Elliot Wheeler, 2001-03 (7)
8.	5	Andy Stanislo, 1991-94 (9)
9.	4	Cory Weidner, 2003-05 (6) Bryce Sylvester, 2003-05 (9) Justin Goepfert, 1999-2002 (11) Ryan Burke, 1997-2000 (11) Peter Angelokostopoulos, 1995-96 (6) Steve Dabler, 1993-95 (6) Ty Clutterbuck, 1987-89 (5)

ALL-TIME PLAYOFF ASSIST LEADERS

1.	6	Mark Moskwa, 2009-11 (9 games) Wesley Davis, 2004-06 (6) Ryan Burke, 1997-2000 (11) Kevin Fiala, 1993-95 (6) Tom Jalics, 1990-91 (6) Brad Petzinger, 1985-86 (5)
2.	5	Tony Soric, 1995-98 (11)
3.	4	Trent Newby, 2011-present (4)
4.	3	Matt Garibaldi, 2009-10 (7) Steve Gall, 2004-06 (6) Bryce Sylvester, 2000-03 (9) Justin Goepfert, 1999-2002 (11) Kevin Clere, 1991-92 (6) Will Rankin, 1989-91 (7) Mike Sunjevaric, 1985-86 (5) Tyler Hall, 1986-87 (6) Dave Konrad, 1985-86 (5)

ALL-TIME PLAYOFF GOALKEEPING LEADERS




PLAYER	YEARS	GAMES	RECORD	SHUTOUTS	GOALS	AVG.
John Allen	1997-2000	11	7-2-2	3	19	1.73
Ryan Jeppe	1990-92	8	5-3-0	1	14	1.75
Dale Budd	1978-79	6	4-2-0	2	6	1.00
Ian Taylor	2009-10	6	4-2-0	4	7	1.17
Brett Tomoff	2002-05	7	3-3-0	2	10	1.43
Chris Foutz	1984-86	6	3-3-0	3	10	1.67
Matt Waitkus	2001	3	2-0-1	1	3	1.00
Dave Harris	1983	3	2-1-0	2	4	1.33
Justin Schaefer	1995	3	2-1-0	1	4	1.33
Dominic Liva	2011-present	4	2-2-0	1	10	2.50
Jim Waters	1980-81	5	2-2-1	0	6	1.20
Dan Papajcik	1996	3	1-0-2	2	1	0.33
George Theodore	1988	3	1-1-1	1	4	1.33
Andy DeCrane	1993-94	3	1-2-0	0	5	1.67

Taylor Haley is River's number two all-time leading scorer and has more goals than anyone else. It shouldn't be a surprise that he also popped in more playoff goals than anyone else too. His 14 in nine career games, including ten in the Pirates' four-game run to the 1991 District Final, is quite an impressive strike rate. Haley went on to play collegiately at Ohio Wesleyan University, making him one of three Pirates to have swapped out their eye patches and swords for the mitre of the Battling Bishops down in Delaware, Ohio.



THE PIRATES' LINK TO THE PROS

Anyone who has been around RRHS Boys Soccer has no doubt heard the names of Roman and Alex Rosul. The brothers ran the show back in the early days, putting up some ridiculous numbers and leading the Pirates to all kinds of honors. Roman (left, in the photo below) held River's top career scoring marks for 16 years (42 goals, 100 points) before Brad Petzinger broke them in the mid-80s. It's amazing that in 1970, Roman scored 32 goals in 11 games. Brad needed 22 games to get his 32 in 1986. Alex (right), two years younger than Roman, was no slouch himself, getting 39 goals and 93 points in his career, including his 1973 totals of 12 goals in 14 games. Both lads went on to stellar collegiate careers at Cleveland State University. Roman was a four-year starter from 1972-75, the Vikings' Outstanding Player in both '73 and '75, when he led the team in scoring with 12 and 18 goals, respectively. He was inducted into the CSU Athletic Hall of Fame in 1988. Alex was a four-year starter from 1974-77, and team Outstanding Player in '77, when the Vikings went 14-2 and made it to the NCAA Final Four. After CSU, both Rosuls were drafted by teams in the North American Soccer League. Roman played with the Miami Toros ('76), Connecticut Bicentennials ('77) and Ft. Lauderdale Strikers ('77) before turning in two solid seasons with the Memphis Rogues. He racked up 17 goals and six assists in 52 career games. Alex spent two years in the NASL, with the Minnesota Kicks who drafted him in 1978, and then he spent part of the '79 season with the Kicks, prior to a mid-season trade that sent him to join his brother in Memphis.



pirates in college

ALUMNUS

Bill Andres
 Peter Angelokostopoulos
 Kyle Bacon
 John Barrett
 John Brandt
 Richie Brearton
 Bob Bry
 Kevin Burke
 Ryan Burke
 Jim Byall
 Chris Clifford
 Michael Clifford
 Don Corsetti
 John Darst
 Rob Davis
 Andy DeCrane
 Chuck Erml
 Mark Fenwick
 Kevin Fiala
 Tim Fiala
 Chris Frank
 Rick Frank
 Larry Fussner
 Taylor Haley
 Ron Hall
 Tyler Hall
 Doug Harper
 John Herrilko
 Mike Hill

 Craig Holmes
 Phil Hottel
 Mike Gabel
 Justin Goepfert
 Hugh Goldie
 Dan Gourash
 Jeff Kaiser
 Michael Kenny
 Dave Konrad
 Jim Lucas
 John McClain
 Jeff McDonald
 Tim Molnar
Mark Moskwa
 Frank Pampush
 Joe Pampush
 Chuck Pampush
 Dan Papajcik
 Brad Petzinger
 David Rea
 Alex Rosul
 Roman Rosul
Kegan Sill
 Tony Soric
 Andy Stanislo

 Bryce Sylvester
 Ryan Sylvester
Ian Taylor
Andrew Triplett
 Jim Waters
 Andy Weidner

 Brook Weidner
 Cory Weidner
 Elliot Wheeler
 Perry Williams
 Kevin Zerbey

WHERE HE PLAYED


Ohio University
 Baldwin-Wallace College
 Wittenberg University
 Ohio Northern University
 Ohio Northern University
 Kent State University (club)
 Denison University
 Heidelberg University
 Ohio Wesleyan University
 United States Military Academy
 Cuyahoga Community College
 Friends University
 Ashland University
 Ohio University
 Muskingum College
 University of Dayton (club)
 Bradley University (club)
 University of Toledo (club)
 Ohio State University (club)
 Ohio State University (club)
 Purdue University (club)
 Purdue University (club)
 United States Military Academy
 Ohio Wesleyan University
 Ohio Wesleyan University
 Florida Southern College
 College of Wooster
 Mount Union College
 Heidelberg College
 Calvin College
 Tiffin University
 Wittenberg University
 Cleveland State University
 Ohio State University (club)
 Capital University
 University of New Haven
 Mount Union College
 Heidelberg University
 Ohio State University (club)
 Ashland University
 Ohio State University
 Wittenberg University
 Bates College
Carnegie Mellon University (club)
 Miami University
 Miami University
 United States Air Force Academy
 Washington University (Missouri)
 Michigan State University
 Wittenberg University
 Cleveland State University
 Cleveland State University
Culver-Stockton College
 Georgetown University
 Lincoln Memorial University
 Bowling Green State University (club)
 Baldwin-Wallace College
 Baldwin-Wallace College
Lake Forest College
Baldwin-Wallace University
 Ohio State University
 Bowling Green State University (club)
 Baldwin-Wallace College
 Baldwin-Wallace College
 Baldwin-Wallace College
 Baldwin-Wallace College
 Miami University (club)
 Heidelberg University
 Ohio University (club)

YEARS

1972-75
 1997-2000
 2000-02
 1977-80
 1976-80
 2002-05
 1978
 2003-04
 2001-03
 1983-84
 2004-05
 2007-10
 1973-75
 1972-75
 1975-76
 1996-99
 1984
 1973-76
 1997-2001
 1993-96
 1987-88
 1987-91
 1981-84
 1993-95
 1987
 1989-92
 1997-2000
 1972-75
 1978-79
 1982-83
 1999-2002
 1971-74
 1974-75
 2003-05
 1979
 1976-80
 1972-75
 2009-2010
 1988
 1973-75
 1971-74
 1993-96
 2007-2010
2012-present
 1972-75
 1974-77
 1976
 2001-03
 1987-90
 2008-2011
 1974-77
 1971-74
2011-present
 1999-2000
 1995-96
 1997-98
 2004-07
 2003-04
2011-present
2010-present
 1982-84
 2004-07
 2008-09
 2009-2010
 2006-09
 2004-07
 1977-80
 1993-95

ALUMNI REPORT

Two of our captains from 2010 played as freshmen in college. Sophomore goalkeeper **Ian Taylor's** Lake Forest College team won its conference regular season title for the 15th time ever and he posted a record of 2-0-0 in four games, making seven saves and allowing three goals in 240 minutes of play. The Lakers finished their season 15-4-1. Additionally, Ian was named his team's conference scholar athlete with a grade point average near 4.5. Sophomore **Kegan Sill** recently completed his second season of soccer at Culver-Stockton College in Canton, Missouri. Junior **Andrew Triplett** played in four games for the Baldwin-Wallace University Yellow Jackets this past season, who posted a record of 7-7-4. Freshman **Mark Moskwa** has made a handful of appearances this fall for the club team at Carnegie Mellon University in Pittsburgh.



The schools where the most Pirates have played

- 1) Baldwin-Wallace - 7
- 2) Ohio State - 6
- 3) Wittenberg - 4
- 4) Cleveland State, Miami, Ohio - 3
- 5) Army, Ashland, BG, Heidelberg, Mount Union, Ohio Northern, Purdue - 2

a tribute to one of our founding fathers

On Tuesday, 1 November of last year, the Rocky River soccer family lost its patriarch. John Honeyman died at age 87 in Virginia Beach, VA, where he had been living with his wife Irene and daughter Jaki.

Honeyman, seen on the far right in the photo, along with Coach Gillespie on the left and 1975 Honeyman Award winner John Brandt in the middle, was instrumental in getting soccer started in Rocky River, both on the boys side, in 1968, and on the girls side, 20 years later. He was one of the founders of the Rocky River Soccer Organization and a big part of the creation of the city's recreation soccer program. The article below ran in the *WestLife* in 1970 as the Pirates were on the road to completing an undefeated season and winning a mythical state title. He was ever-present as Head Coach Pat Gillespie's sergeant-at-arms throughout the 1970s and early 1980s, and he put in a great deal of time working with the city's youth soccer players and also as a supervisor at the Rec Center's indoor soccer facility.

During the summer of 1970, Gillespie had just been hired to teach in Rocky River when Vince Gandolfi, RRHS Athletics Director and Head Football Coach, asked him if he'd be interested in coaching soccer. Gillespie, who didn't know much about the game, was apprehensive at first, but Gandolfi told him that a guy named Honeyman would help him coach the boys. Gandolfi set up a meeting between Honeyman and Gillespie at the Old Austria Restaurant. The two men got together later in the week and the rest is history.

• • • • •


It's a shame that nearly a decade's worth of Pirates has never met Mr. Honeyman. In recent years, I had always given our captains' phone numbers to Mr. Honeyman so that he could give them a call before the season to wish them luck in the upcoming campaign. I really wish this generation of boys could have gotten to know him. He was a special guy with a laugh that you could never forget.

I first met Mr. Honeyman in the fall of 1981, when my sister was a soccer cheerleader and Coach would allow me to be one of the ballboys. Mr. Honeyman always had a kind word to say to me and the other boys prior to the games. By the time I got to high school, he was no longer one of our official assistant coaches, but he made

appearances at as many games as he could. I remember the speech he gave to us my senior year as we sat in the lockerroom getting ready to head over to Bay to meet the Rockets in the District Final. I wasn't exactly sure what the term "cup-tie soccer" meant, but what really hit home was his wisdom that, "You're not going over there to play Bay. You're going over there to play soccer. Don't waste time worrying about how many wins they have or what happened the last time they played you. This match tonight is the only game that matters. Do your best, play your game and never ever quit. The details will take care of themselves."

We really did take his words to heart that night, getting two goals after halftime to draw level at 2-2 we and gave Bay a scare like no other team did all season as they went on to win a State Championship. They won that game 4-2, but I know that we did just what Mr. Honeyman had told us to do and there was no shame in losing like that.

I know for a fact that in my time as a coach, I've used that same speech, or portions of it, more than once. I've always found the advice of that wily old Scot to be useful. One of the last times he was back here in Rocky River was in 2004 for Coach Gillespie's retirement party. It was good to visit and give him the low-down on how the next year's squad was looking. That was the last time I saw him, but we spoke on the phone a few times each soccer season since then. I'm going to miss our chats each



autumn when I'd call to let him know how "the lads" are doing. I'll always remember the sound of his voice and his brilliant brogue.

Later in the fall of my senior year, Mr. Honeyman honored me by being the first person I ever interviewed on *River Current*, the cable TV show that the RRHS broadcasting students used to put together. Before last November, it had been 20 years since I last watched that VHS tape. Nobody will ever confuse it with great TV or a fantastically revealing interview, but it was important to me and meant a lot that he was willing to take the time to be my first interview. That was Mr. Honeyman in a nutshell - the man was willing to do anything for Rocky River soccer.

He's River's 'Mr. Soccer'

Rocky River High soccer fans are glad John Honeyman decided 15 years ago to make his home in the area.

The man with the pleasant Scottish burr is "Mr. Soccer" as far as they and the players are concerned. Pat Gillespie, River's coach this year, calls him "the main factor in the success of the program here."

Honeyman, 46, donated his time and skill at the game and began organizing



JOHN HONEYMAN

soccer in the city five years ago. The high school varsity squad is the fruit of his labor.

"I ENJOY it," he said. "I enjoy seeing the kids develop. It's a wonderful feeling to see them do what you teach them"

"Soccer's a game for the boy who's not heavy enough to play football, not tall enough to play basketball or who doesn't enjoy hitting a ball with a bat," he added. "You don't have to be any particular size or shape for soccer, and you still get the discipline playing on a team gives you."

He knows his trade. A native of Scotland's Glasgow area, he played on several professional junior teams in 1940-43. "I played center forward, inside forward and finally halfback," he said. "You know, they move you further back as you get older."

Britain was at war, and Honeyman joined the Royal Navy. After training in England, Honeyman was sent to Malta, the tiny Mediterranean island which took all the pounding the Nazis dished out but never fell.

"I GOT TO PLAY on some Navy teams, though," he said, "and pretty good ones they were, too."

He said he and his wife, after the war, wanted to travel. "We thought we'd live in Canada a couple years; live a couple in Australia. and I'd always had a hankering to live in the States."

"We came from Toronto and didn't get past Cleveland," Honeyman said. In the past 15 years, he's lived in Lakeood, North Olmsted and finally Rocky River, where for the past month he's been trying to set up his own business selling construction and excavation equipment.

FIVE YEARS ago, he wrote to the Rocky River schools, asked if they'd ever considered soccer and offered to help. "We got a team together and played a couple games," he said. "After that, the boys wanted to keep going, but there was nothing in the school program."

A meeting of parents, players and school personnel was called. A few donations were received and River entered a team in the Lake Erie Junior League. River, now is its third year of varsity soccer, plays in the Northeast Soccer League.

Honeyman would like to see more younger boys playing soccer. "Eight, nine, ten years old—the younger the better," he said. "There's no program for them now, but if enough interest is shown, something could get started."

If something does get started, Honeyman probably will be in the thick of it.

Honeyman and his wife, Irene, live at 3540 Archwood, Rocky River. "We have a kiddie, too," he said, "who kicks the ball well but who'll never make a soccer player."

a tribute to our founders and to our voice

On Saturday, 4 August, the City of Rocky River held a ceremony to officially commemorate and show its appreciation for the contributions and life's work of our two founding fathers when the soccer fields at Linden Park were re-named in their honor. Nearly two hundred friends, family members and former players showed up for the unveiling of the beautiful sign at the John Honeyman-Pat Gillespie Soccer Fields, located at the south end of the park along Linden Road.

The ceremony began in the most fitting way as a bagpiper from the Cleveland Fire Fife and Drum Corps played "Scotland Forever." Rocky River Boys Head Coach Kevin Zerbey served as the master of ceremonies and Rocky River City Council President Jim Moran, an RRHS soccer alum from 1972, read the proclamation that was written and signed after a City Council meeting in April. Former Recreation Department Director Mike Patterson told a few stories about then-Mayor Earl Martin putting him in touch with Mr. Honeyman so they could go about creating the recreation soccer program in the mid-1970s. To close the ceremony, former RRHS Girls Head Coach Pat Burke, a RRHS soccer alum from 1977, told a couple tales about Gillespie, his high school coach and coaching fraternity brother, as well as revealing the role that Honeyman played in getting the girls high school program started. Coach Gillespie then took the microphone to thank several people who played a part in him earning this honor and then Wally Jarman, a friend of the Honeyman family, thanked the crowd for attending and the city for bestowing the honor on one of our two favorite Scotsmen.

It was great that so many people turned out for the ceremony and it was plain to see that both Coach Gillespie and Jaki Honeyman were touched and humbled at the honor. Neither one could believe that the city and its residents thought enough of the work that those two men had put in to create something good for the youngsters to become involved in. Surely organized soccer would have eventually gotten its beginning in Rocky River if Honeyman and Gillespie hadn't been around, but the long-lasting impact on two generations of children would not have been the same.



Following the fields dedication ceremony, Coach Gillespie stands next to the sign bearing his name at Linden Park, along with several former players and coaches. From left to right, the alums are Mike Hill (class of '77), Ron Hausmann ('81), Mario Ciatti ('04), Dan Scalabrino ('93), Jim Moran ('72), former assistant coach Kevin Zerbey ('92), Coach Gillespie, Mike Moore ('85), John Darst ('72), Tom Goepfert ('75), John Garibaldi ('83), former assistant coach Pat Burke ('77) and former JV coach Larry Shank.

Coach Gillespie still lives in Bay and attends six or seven games each season, but it had been many years since Mr. Honeyman last caught his beloved Pirates in action in person. This season, we purchased the flag you see at left, so that Mr. Honeyman will never miss another home game.



A week after the ceremony, Cliff Hanson, a long-time servant of soccer in our community, lost a long battle with cancer and passed away peacefully in hospice. Many came to know Hanson as "the Voice of Rocky River High School Boys Soccer" throughout the 1980s, 1990s and early 2000s when he was the RRHS Stadium announcer for the Pirates' home games. Visiting coaches, players and parents alike knew that a game at River meant every boy was going to hear his name called at least once. Hundreds of young River lads grew up with phrases such as "chipper pop," "sheep herd's corner," and if someone scored a goal with a majestic shot, Hanson would usually call it a "ripper." For the first half of his announcing career, Hanson always gave credit to "his eyes in the booth," which was a reference to his wife Judy, (top right photo below) who passed away from cancer in 1995. In 2008, Hanson was honored by the River School Board for 25 years of service (bottom right photo of Coach Zerbey, School Board Member Kathy Goepfert, Hanson and Coach Gillespie).

Hanson was also very active at the Rocky River soccer grass roots levels, coaching various boys teams for the Rocky River Soccer Organization in the '80s (bottom left photo) and working at the Rec Center during the spring and summer as a supervisor throughout the '90s. He was a part of the committee that organized RRSO in the late '70s and was the announcer for the first 15 editions of the RRSO Jamboree. Hanson's youngest son, Scott, captained the Pirates in 1982 and despite horrible knee pain that made it difficult to stand for prolonged periods of time (much less play golf, his other passion), he coached the 2005 JV-B team for Coach Zerbey in his first year at the helm.

The year after his wife passed away, RRSO created an annual scholarship in her name for seniors from both the RRHS boys and girls teams. Its goal was to "reward students striving to develop their individual talents to further the common good of their team and community." Effective this year, the scholarship will now be known as the Clifford and Judy Hanson Memorial Scholarship.

.

I have very fond memories of Mr. Hanson, from his announcing games when I was a ball boy in the '80s and when I was on the varsity team in '90 and '91 and also from his days supervising our indoor soccer games at the

Rec Center. We became good friends after I started coaching with Coach Gillespie in 2000. He always supported me and was helpful and complimentary regarding the JV teams I coached. I'll never forget how he came to me and offered to coach our JV-B team, with the help of Chris Clifford in 2005. I gladly accepted his offer and the two of them - Cliff and Cliff - did a great job with those boys that year. In my first couple years as the varsity head coach, he was always willing to lend an ear when I needed to vent about something that was troubling me.

I understood his reasons for walking away from the microphone prior to the 2008 season, but I didn't want to be selfish and beg him to stay. I knew that the time was right. Mr. Hanson moved on to do some great things at Baldwin-Wallace for their Adult and Continuing Education program, he played a ton of golf and whenever we'd see each other, his initial questions were always about the soccer teams. The city's soccer programs really benefitted from his knowledge of, and dedication to, our favorite sport. He was an important person in my life and I have two regrets - as much as he and I discussed the idea, I never found the time to hit the links with him and prior to his passing, we hadn't seen each other in about a year. But I know that Clifford Hanson was, and still is, one of my biggest supporters and will always be concerned about how the RRHS Boys Soccer Teams are doing.



A Brief History of Soccer in Rocky River, Ohio

High School soccer began in Rocky River in 1966 as a club sport with John Honeyman serving as coach. The Rocky River boys program was a club soccer team for its first two seasons. The official beginning of River boys high school soccer occurred in 1968 under Coach Paul Crites who was assisted by John Honeyman. The following year John Honeyman assisted Bob Cilimborg in the second season of boys high school soccer. In 1970 Pat Gillespie took over as head coach for the boys' soccer team in Rocky River. He remained as head coach of this team for 35 years until retiring at the end of the 2004 season. Following in coach Gillespie's footsteps is the current boys head coach, Kevin Zerbey, who played for coach Gillespie in the early 1990's. The girls high school program got a much later start in 1988 under head coach Patrick Burke who was succeeded by Brian Salco and Patrick Hopkins, the current coach.

John Honeyman, who is considered the "father of soccer" in Rocky River, was instrumental in getting the high school boys program up and running as well as very influential in establishing soccer in other West Shore communities. As the sport of soccer grew in popularity at the high school level, its prominence expanded at the youth level. Some communities, principally North Olmsted, saw a need to organize youth soccer and formed organizations or associations such as the North Olmsted Soccer Organization (NOSO) back in the early to mid 1970's. At about that same time (1974) Pat Gillespie entered the first Rocky River boys' teams into the American Amateur Soccer League (AASL). These were two teams of third graders one of which was coached by Hans Lesheim and the other by Tom Allen and Juan Gonzalez.

The beginning of soccer in a somewhat organized fashion in Rocky River began about this same time - the early to mid 1970's. Although

there were a number of people involved at this time in promoting, organizing, coaching and supporting Rocky River Youth Soccer, these names get mentioned frequently: Pat Gillespie, John Honeyman, Kal Toth, and Hans Lesheim.

In the earlier years only the very best boys played competitive soccer on a very few select teams for Rocky River. As interest in soccer exploded and more and more boys and girls wanted to play, a number of parents recognized a need to organize soccer in Rocky River. A committee was formed in early 1978 to create an organization that would become RRSO. Although it could not be determined who all of the committee members were, the following people were involved: Clifford Hanson, Carol Goeble, Roger Konrad, Judy Kretz, and several others.

In the fall of 1978, RRSO as we know it today was up and running. Although this was not confirmed in its entirety, the first set of RRSO officers were: John Honeyman, president; John Plut, Vice President; Paul Goeble, Treasurer; Judy Kretz, Secretary.

The following year proved to be when RRSO was officially created. Since the soccer organization wanted to collect dues, invest its reserve funds and have fundraisers to name but a few of its activities, it was decided to incorporate the Rocky River Soccer Organization as a charitable corporation under non-profit corporation laws of Ohio in March 1979. There were three men who were principally involved with this incorporation and served as the first trustees and were also the second set of officers of RRSO. They were as follows:

- Richard L. Furry, Trustee President
- John J. Plut, Trustee Vice President
- John H. Opdycke, Trustee Secretary
- Treasurer

According to the third article of incorporation, the reason for forming RRSO is as follows: "the corporation



Rocky River Soccer History, continued...



is organized and at all times shall be operated exclusively for charitable, educational and scientific purposes including, but without limitation thereon, the teaching and training of youth in the game of soccer and the promotion of good sportsmanship through organized competition.”

After Richard Furry, some of the earlier presidents were John Plut in 1979-80, William Kysela (1980-81) and John Szuch (1981-82). A list of other known RRSO presidents can be found below. At some point, a constitution and by-laws were adopted by RRSO which have been amended on numerous occasions, most recently in January 2005 and January 2008 and December 2010.

Over the years, RRSO has grown from several elite boys teams to more than 20 teams composed of a mix of boys and girls teams. In 2011-12 it is expected that over 270 youth will be participating on RRSO travel teams. The girls teams are part of the Northern Ohio Girls Soccer League (NOGSL) while the boys participate in the Amateur Athletic Soccer League (AASL). Both leagues are part of the Ohio Youth Soccer Association - North (OYSAN).

Although RRSO has always provided coaches, fields, equipment and training such as footskills clinics, it has in many years supported and sponsored several other worthwhile events. They include:

1. Soccer tournaments for those teams that wish to compete at a higher level in nearby communities such as Avon Lake, Bay Village, North Olmsted and Westlake or in farther away locations like Twinsburg, Columbus, Canton, Michigan and Cincinnati, to name a few.
2. RRSO nights at a Cleveland Force or Crunch indoor soccer game.

3. Offering boys and girls scholarships to a graduating senior from Rocky River High School who was actively involved in RRSO. (See list below for known scholarship recipients.)

4. Initiating the RRSO Soccer Jamboree on the second Saturday of September in 1990 where contests of skill and mini-soccer games, as well as introductions of all Rocky River soccer teams and players takes place. Most years, in conjunction with the Jamboree, RRSO would award its prestigious Soccer Appreciation Award. The first three award winners were John Honeyman in 1990, Patrick Gillespie in 1991 and Patrick Burke in 1992. (See below for a more complete list.)

5. In the early 1990's RRSO began to sponsor its own indoor soccer tournament. The tournament is now called the Ice Breaker to denote that it kicks off the indoor soccer season just after the ice is removed from the recreation center. Over the years this tournament has grown in its size and popularity.

For more than three decades, RRSO has been instrumental in providing guidance and support to the youth soccer programs in Rocky River.



Rocky River Soccer History

Rocky River Soccer Organization Presidents / Soccer Appreciation Award

President

1978-79 John Honeyman
1979-80 Richard Furry and John Plut
1980-81 William Kysela
1981-82 John Szuch
1982-83 Jim Casselberry
1983-84 Robert Petzinger
1984-85 G. Thomas Andrews
1985-86 Steve O'Bryan
1986-87 Doug Hardman
1987-88 Jim Casselberry
1988-89 Joe Schafer
1989-90 Tom Fiala
1990-91 Gary Lanzen
1991-92 Ron Wacker
1992-93 Ron Wacker
1993-94 Rich Amata
1994-95 Rich Amata
1995-96 Rob Davis
1996-97 Rob Davis
1997-98 Ed Wasp and George Sylvester
1998-99 Ed Wasp and George Sylvester
1999-00 Ed Wasp and George Sylvester
2000-01 Sandy Saunders
2001-02 Sandy Saunders and Brian Van Atta
2002-03 Brian Van Atta
2003-04 Robert Schauer
2004-05 Robert Schauer
2005-06 Robert Schauer
2006-07 Ray Liva
2007-08 Ray Liva
2008-09 Ray Liva
2009-10 Jeffery Comi
2010-11 Jeffery Comi
2011-12 Jeffery Comi

Appreciation Award

1st John Honeyman
2nd Patrick Gillespie
3rd Patrick Burke
4th Gary Lanzen
5th Ron Wacker
6th Cliff and Judy Hanson

7th Mark and Cindy Bacon
8th Fiala Family - Tom, Jean, Tim, Kevin, Katie
9th David and Robin Jaratz
10th Paul Hall and James Casselberry
11th Ed Wasp
12th Ivan Locci

13th Matt Weidner

14th Debbie Anderson

15th James Sill
16th Rob Davis
17th Ray Liva

18th Jeff & Becky Newby



Rocky River Soccer History

Rocky River Soccer Organization Judy Hanson Memorial Scholarship

The Judy Hanson Memorial Scholarship was created by those involved in the rich heritage and tradition of Rocky River Soccer. RRSO recognizes both male and female high school senior athletes who have demonstrated a commitment of excellence in academics, athletics and community service. The Judy Hanson Memorial Scholarship seeks to reward students striving to develop their individual talents to further the common good of their team and community. Scholarships are presented each year at the high school's recognition assembly in May. The scholarship is in honor of Judy Hanson, who along with her husband Clifford, gave more than thirty-five years of dedicated service to soccer in Rocky River. Cliff served Rocky River soccer as an RRSO coach, RRHS boys junior varsity coach and as the stadium announcer for the boys high school varsity games for 25 years. Until his passing earlier this fall, he would assist in the presentation of these annual scholarships. Past winners are as follows:

1996	Kevin Fiala	Rachel Mellott
1997	• No scholarships given •	
1998	Ankur Garg & J.P. Ratajczak	Katie Fiala & Kim Dobler
1999	Allen Rickard	Jessica Bacon
2000	Charlie Andrews	Sarah Jurak
2001	Ryan Burke	Jennifer Bracken
2002	Nicholas Molnar	Kathleen McCreary
2003	Kevin Tuisku	Meredith Turk
2004	Elliot Wheeler	Molly Leitch
2005	Jordan Gourash	Anne Jaworski
2006	Tim Molnar & Robby Perry	Debra Leitch
2007	Michael Clifford	Meredith Gourash
2008	David Rea	Courtney Van Atta
2009	Sam Ryan & Denio Leone	Justine Beres
2010	Brendan Hall	Sophia Liva & Olivia Vitou
2011	Ian Taylor	Megan McFarland & Kasey Killeen
2012	Ryan Connelly	Kim Leitch

