

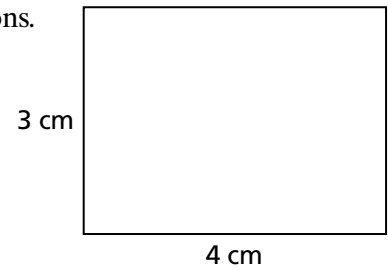
Additional Practice

Investigation 1

Stretching and Shrinking

1. Refer to the rectangle at the right to answer the following questions.

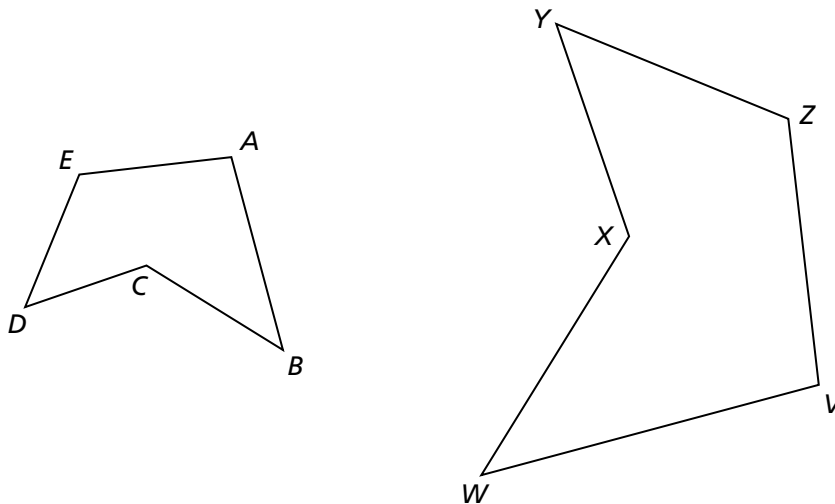
- a. Give the length and width of a larger similar rectangle.
Explain your reasoning.



- b. Give the length and width of a smaller similar rectangle. Explain your reasoning.

- c. Give the length and width of a rectangle that is *not* similar to this one.
Explain your reasoning.

2. Figure $VWXYZ$ is an enlargement of figure $ABCDE$. Name all the pairs of corresponding sides and all the pairs of corresponding angles of the two figures.



Additional Practice *(continued)*

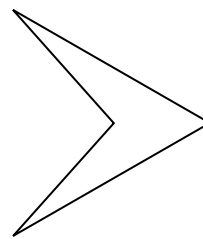
Investigation 1

Stretching and Shrinking

3. a. Draw a square. Then draw a square with a side length that is twice the side length of the original square. How many copies of the smaller square will fit inside the larger square?

b. Will you get the same answer for part (a) no matter what side length you choose for the original square? Explain your reasoning.

4. a. Carl made shape B by making a photocopy of shape A. What percent did he enter in the copier?



Shape A



Shape B

b. Amy made a photocopy of shape A by entering 250% into the photocopier. Sketch the copy she got.